



Telangana Industrial Health Clinic Ltd

Acknowledgement

Project Team:

Project Leader:

Dr. B. Yerram Raju – Adviser- TIHCL, Govt of Telangana:

Members:

Executives, TIHCL:

1.Miss.Nidhi Mishra

2.Miss.Bhavani Sri Ramya M

Special Thanks to Mr.Arjun Reddy and Miss.Sree Sai Divya for their valuable contribution.

© TIHCL, HYDERABAD.

The study team gratefully acknowledges the support of the officials of the Commissioner of Industries Office, Government of Telangana.

Immensely thankful for the excellent guidance and support received from

Shri M. Sanjaya CEO,

Shri J. Sitapathi Sarma VP Head of Operations,

Miss Sukruthi Reddy, Vice President and

Mrs Sharadha for the administration support.

CONTENTS:

S. No	PARTICULARS	PAGE NO.
1.	Preface	4
2.	Executive Summary	5
3.	Introduction	8
4.	TS-iPASS	13
5.	Observations	15
6	District Analysis	20
6.1	Nizamabad District	20
6.1.a	Kamareddy	24
6.2	Nalgonda District	27
6.2.a	Yadadri Bhuvanagiri	31
6.2.b	Suryapet	34
6.3	Rangareddy District	37
6.3.a	Medchal-Malkajgiri	41
6.3.b	Vikarabad	44
6.4	Warangal District	47
6.4.a	Warangal-Rural	48
6.4.b	Warangal-Urban	51
6.4.c	Jangaon	54
6.4.d	Jayashankar Bhupalapally	57
6.5	Karimnagar District	60
6.5.a	Jagtial	61
6.5.b	Karimnagar	64
6.5.c	Peddapalli	67
6.5.d	Rajanna Siricilla	70
6.6	Adilabad District	73



6.6.a	Kumuram Bheem-Asifabad	77
6.6.b	Mancherial	80
6.6.c	Nirmal	83
6.7	Khammam District	86
6.7.a	Bhadradri Kotthagudem	90
6.6	Mahabubnagar District	93
6.6.a	Jogulamba Gadwal	98
6.6.b	Wanaparthy	101
6.6.c	Nagarkarnool	104
6.9	Medak District	107
6.9.a	Siddipet	111
6.9.b	Sangareddy	114
6.10	Hyderabad	117
7.	Other Observations	120
8.	References	121



1.PREFACE

The Indian economy is at a point of inflexion: CPI inflation, interest rates and tax revenues moving up; investments and forex reserves sliding down; and consumption expenditure, particularly in rural areas, moving northwards. The silver lining is that the April 2018 industrial output expanded at 4.86% with manufacturing and mining leading the IIP growth. Manufacturing accelerated to 5.2% from 4.67% in the previous month.

Several States like Telangana have recorded significantly higher growth rates than those at the national level. According to the Directorate of Economics and Statistics, the State recorded 14.1% growth at current prices and 10.4% at constant prices in GSDP as against the corresponding all-India growth of 9.8% and 6.6% respectively. Credit for the MSME sector from commercial banks is also moving up consistently though base effect of negative growth for the last five years continues.

Financial inclusion efforts through Mudra at the end of FY18 crossing the target of Rs 1.8 lakh crore for 4 crore borrowers of whom 70% constituted women, is significant. Yet, on the fringe are the manufacturing micro enterprises with just around 5% of the total Mudra loans. NPAs are dwarfed by the guarantee claims. This scheme is implemented only by the banks and not the non-banking financial companies (NBFCs).

State's progressive industrial policy that received universal acclaim has its key implementation thrust in the effectiveness of TS-iPASS and T-PRIDE. Existing institutions like the DIC and emerging institution like the TIHCL have a significant role to play in the growth of manufacturing sector in our state. Existing challenges to the manufacturing sector's growth rests in making capital, knowledge, skill and innovation move simultaneously. Periodical reviews of the functioning of the DIC's in making this happen should make a significant contribution to the development of Industrial Telangana.

The study taken up by TIHCL on the contribution of TS-iPASS to the growth of micro & small manufacturing enterprises is just the beginning of a knowledge initiative on its part to assist the policy maker.



2.EXECUTIVE SUMMARY

The Telangana government is converging on the twin aspects of balance between welfare and development. Telangana State Industrial Project Approval and Self certification System (TS-iPASS) introduced in 2014 has facilitated easy registration process for starting enterprises. Single Window clearance system, existing till then, has benefited the entrepreneur to commence his business at the earliest possible time, while TS-iPASS has reduced the submission of the required documents from 110 to 10. 5701 approvals took place in a span of 2-3 years, as per the data furnished by Commissioner of Industries.

The primary objective of the study is to examine the approvals and applications completed so far and summarise on the various analytics. The study is classified into 10 chapters, where each of the 10 districts constitute a chapter with bifurcated districts as sub chapters and the analytics are showcased. Data on TS-iPASS has been sourced from the Office of the Commissioner of Industries.

The analytics performed are based on parameters which comprise lines of activity, investments in each line of activity, and the employment generated through the activity in all districts.

Through the study, it is found that there is an uneven distribution of the acceptance of application activity in the State. Some districts like Medchal and Karimnagar have a very high volume of approvals while some like Warangal-Rural and Asifabad have a relatively less moderate number.

An Online Grievance Redressal Management System (GRMS) has been put in place to deal with the grievances arising during the process of approvals.

The system has reduced the time spent by the entrepreneur for receiving approvals and has also reduced the costs in terms of time spent in making visits to departments.

Other critical observations:

There are activities approved with small investment but projecting high employment. Applicant seems to have omitted to mention the amount of investment. Since the system threw up information in Rs. Crores, amount in lesser decibels indicate as though there was no investment.

Repetition of investment and employment in the same names and duplication of activity in the same name needs verification with reference to their Aadhar



numbers and other identification acceptable to the government to ensure that policy incentives for MSEs are not misused. One reason could be of poor guidance to the entrepreneur or his ignorance while filling up the application form. For availing incentives, they have to check the approvals given and operations functionality.

TS-iPASS has contributed to securing the top rank in the Ease of Doing Business consecutively for two years in a row. It has a prospect of generating more than one lakh employment thus providing sustainable livelihood in a swift manner.

The study indicates lack of guidance to the entrepreneurs from DIC.

Most of the DIC's do not appear to be having either location specific projects in their shelves as models to guide the entrepreneurs or where available, the project profiles are not updated. Both technology and processes even at micro and small levels are undergoing changes both to save costs and optimize returns. So, DIC's need to update and upskill this area on a continuing basis. Related project costs and returns also needs to be revised on annual basis. Environmental concerns do not seem to have received adequate counselling and mentoring services. They are either non-existent or inadequate to guide the new entrepreneurs.

DIC's should be equipped with adequate staff and technical resources consistent with the potential thrown up in the district. Uniform staffing of each DIC may result in dwarfing its ability to nurture the entrepreneurship required for exploiting the full potential.

Each DIC should be mandated to run entrepreneurship counselling centres and also to periodically update the project profiles of activities that are of particular significance to the district.



Scope of the Study:

The study is undertaken to examine the progress of the approvals and applications in Micro and Small enterprises after the implementation of TS-iPASS

Scope of the study covers only micro and small enterprises and involves identification of gaps:

- 1) In Potential areas in terms of industrial activity of each district vis-à-vis actual applications in each line of activity as per TS-iPASS, based on the result, various inferences can be drawn as to in which sector new applications and approvals can be encouraged.
- 2) Classification based on Pollution Control Board (PCB) norms.
- 3) District wise analysis is made on basis of the investment, employment and number of units in each sector. From this conclusion can be drawn on the performance of all lines of activities in the state.

Although 31 districts have been mapped for figuring out the numbers, the potential has been commented upon keeping the 10 districts of the state at the time of its formation.



3. INTRODUCTION

Telangana is the 29th state of India, formed on the 2nd of June 2014. The state has an area of 1,12,077 Sq. Km. and has a population of 3,50,03,674. Telangana is surrounded by Maharashtra and Chhattisgarh in the North, Karnataka in the West and Andhra Pradesh in the South and East directions. Major cities of the state include Hyderabad, Warangal, Nizamabad and Karimnagar.

The youngest State Telangana formed in the backdrop of high expectations in regard to growth and incomes proceeded on a 4-pronged strategy of decentralized administration going closer to people, agriculture prosperity; industrial growth directed by entrepreneurship development and ease of doing business and transparency through information technology products and services. Synergizing all the accessible resources in the state to usher in prosperity to every household and build a golden Telangana is the motto of the government.

The Governor in his address to the Assembly said that industrialization is the key to the progressive growth of the State and emphasized on "Know your district and plan your district" as primary focus. Decentralization of the State's administration into 31 districts and 584 mandals is the result of Hon'ble Chief Minister's clarion call of 'Administration closer to the people'.

The primary sector which forms the backbone of the state economy has achieved a growth of 17.2% by 2016-17. Correspondingly, the secondary sector has shown an impressive growth of 9.8% when compared to national growth of 8.7%. Successful completion of various power projects like Paloncha, Bhadradi power plant, Yadadri, CGS, etc have ensured that there was an uninterrupted power supply and no mandatory power holidays. The industrial sector has profited immensely and hence such a high growth is witnessed. During the same period, the service sector also recorded an impressive growth rate of 14.6% as compared to the national growth of 11.9%.

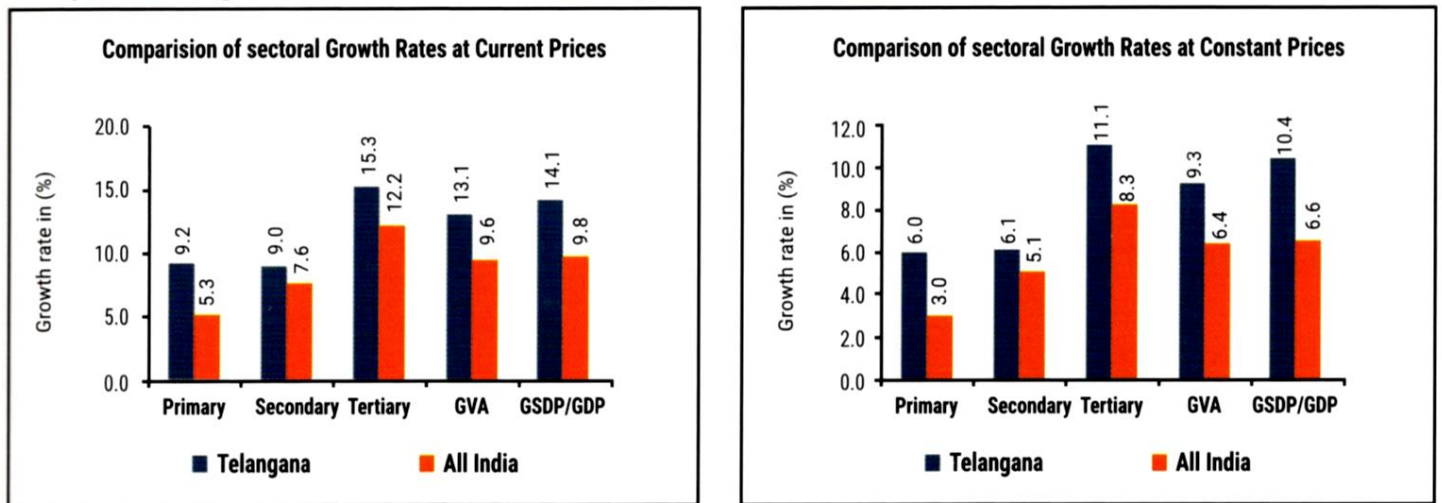
The government wants to transform the state into the preferred destination for all investors globally. And is committed to providing a graft-free, smooth environment for the businesses to thrive and evolve, thus advancing the state economy concurrently.

Ease of Doing Business (EODB) could be considered satisfactory at the time of formation of the State, the speed of setting up of the businesses in the state needed acceleration to reach the best of rankings. Hence, an instrument like



TS-iPASS has been devised as a policy instrument for online clearances to

Comparison of growth rates in 2017-18: Telangana vis-à-vis all India



accelerate the industrial growth of the state.

Analysis of Top four Investment Districts

TOP 4 DISTRICTS:

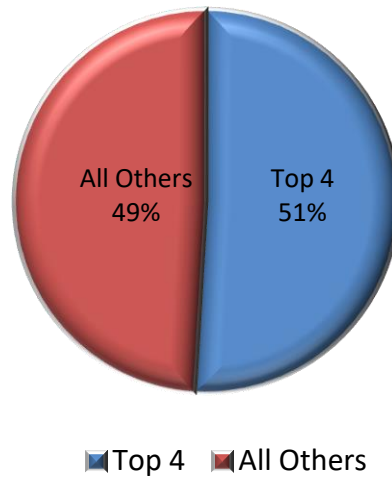
- Medchal
- Karimnagar
- Sangareddy
- Rangareddy

The top four districts account for half of the investment in the state with the highest investment going to Medchal District (Rs. 1,338.70 crores).

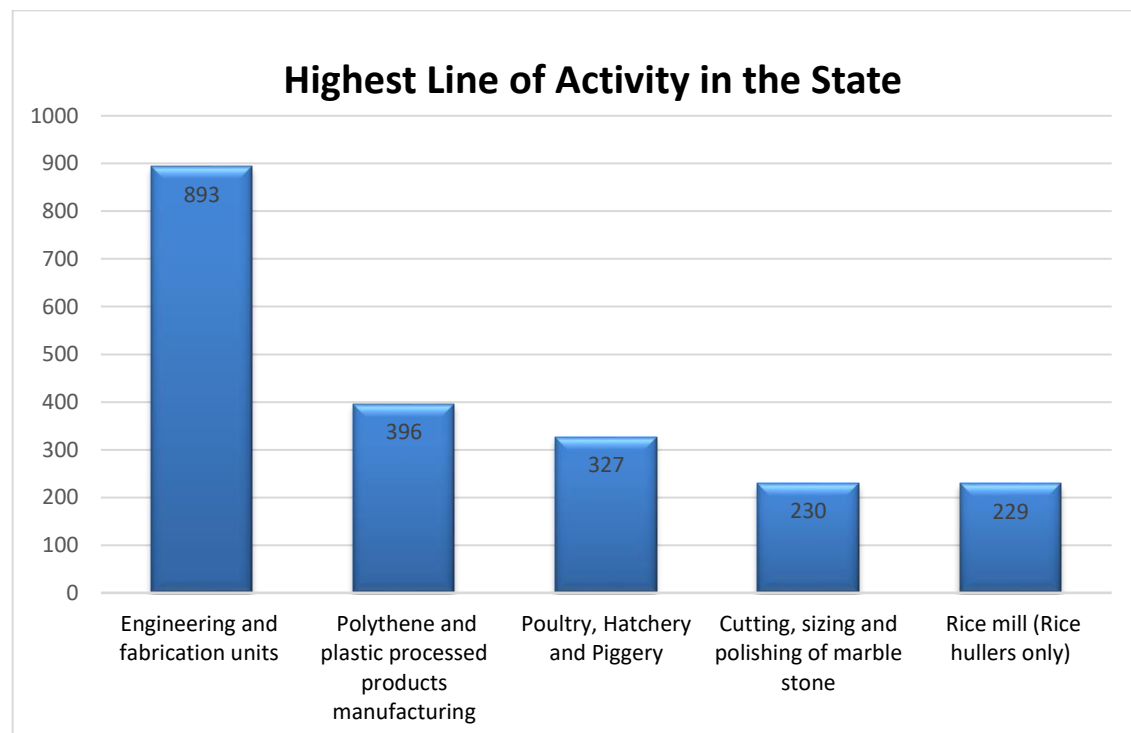
The range of the investment of rest of the 27 districts range between Rs.17.5 crores and Rs.314 crores respectively.



Investment Analysis of Top 4 V/s rest 27 Districts



The highest line of activity in Telangana



Presence of Textile value chain in Telangana



Telangana is the third largest producer of long staple cotton with production of around 60 lakh bales per annum. There are 33 spinning mills with capacity of 10 lakh spindles, which consumes only about 20% of the cotton grown in the State while the rest 80% go to other states for spinning.

Due to very little downstream activities such as weaving, processing and garmenting present in the state, there is a huge gap as well as an opportunity to develop a holistic textile value chain and surrounding ecosystem in the state. Telangana is well known for skilled workers having 3-4 decades of experience of working in this sector. Lakhs of textile workers are employed in well-established clusters in the country like Surat, Bhiwandi, Sholapur and Ichalkaranji.

The state government has also launched the Telangana Textile and Apparel Policy (T-TAP) in August 2017 to attract leading national and international textile and apparel companies to the state. T-TAP envisages creation of a thriving textile value chain through targeted intervention keeping in mind the strengths and weaknesses of Telangana in textile sector.



Objectives of Telangana Textile and Apparel Policy (T-TAP):

- Emerge as one of the key investment destinations for textile and apparel sector both domestically and globally.
- Encourage investments across the value chain including spinning, weaving, processing and garmenting Utilize entire cotton produced in the state by developing backward and forward linkages from fiber to finished products.
- Making textile sector more productive and remunerative to the existing weavers by technology and skill upgradation.
- Enable additional employment opportunities in the sector and to facilitate homecoming of all Telangana-origin workforce back to the state.
- Support creation of a pool of skilled workforce for the industry.
- Support and encourage industry that provides a fair and decent livelihood to the workers and passes on the benefits given by the State to the employees.
- Make the artistic weaves from the state highly valued in the world for their designs and quality.
- Create a market-conducive environment for the sector, thereby contributing substantially to the state's GSDP.
- The state will strive to achieve the following targets within the next 5 years through the operation of the policy.
- Creation of 5 new Textile/Apparel Parks.
- Attract at least 5 new international and 50 domestic investments in the sector.
- Generate additional employment opportunity for 3 lakh persons, of which at least 60% will be women.
- Ensure that every handloom weaver increases his monthly earnings by 50%.
- Ensure that every power loom in the state is modernized, and the income of each power loom worker increases by 30%.
- Achieve textile and clothing exports from the state equivalent to at least 20% of the total value of textile and clothing produced within the state.



4.TS-iPASS

The Telangana State Industrial Project Approval & Self Certification System (TS-iPASS) Act – 2014 has been passed to create and sustain a benchmark environment for the investing businesses. Single window system of industrial registration clearances has resulted in reducing the documents submitted for starting the enterprise from 110 to 10.

As at the end of April 2018, 5701 micro and small entrepreneurs have applied under the TS-iPASS successfully with Medchal (1514) and Karimnagar (414) scoring the highest number. Medchal has also ranked top in the aggregate of investments (Rs.1338.70 crores) and the number of employment opportunities proposed (31043 persons).

All these efforts resulted in the State getting first rank in the World Bank Ease of doing the business (EODB) for the second year consecutively in 2017-18.

This report gives the district-wise position of applications and the analytics surrounding them. We have also referred to the existing studies over the functioning of TS-iPASS whose findings to the extent of their relevance for institutional development in improving the overall effectiveness of this instrument, have also been captured.

Single point online processing:

- The TS-iPASS approval process is totally online i.e. from application filing stage to approval stage without any human interface.
- The departmental fee is collected online at a single point (TS-iPASS) and payment through demand draft, challan and other offline process are dispensed.
- Alerts are sent to the entrepreneur in the form of messages to the mobile and to the approved email at every stage of approval process.



TS-iPASS – year-wise clearances issued

S.No	Year	No. of Units	Investment (in Rs. Cr)	Employment
1	2015-2016	1556	29802	107705
2	2016-2017	1807	35096	123765
3	2017-2018	3106	58581	296137
Total		6469	123478	527607

TS-iPASS implementation wise break-up for clearances issued

S. No	Implementation stage	No. of Units	Investment Industries (in Cr)	Total Employment
1	Yet to Start Construction	761	40020.57	134884
2	Initial Stage	468	16576.66	91944
3	Advanced Stage	616	23192.02	92832
4	Commenced Operations	4624	43688.62	207947
Total		6469	123477.87	527607



5.OBSERVATIONS

The study indicates lack of guidance to the entrepreneurs from DIC.

Most of the DIC's do not appear to be having either location specific projects in their shelves as models to guide the entrepreneurs or where available, the project profiles are not updated. Both technology and processes even at micro and small levels are undergoing changes both to save costs and optimize returns. So, DIC's need to open this area on a continuing basis. Related project costs and returns also needs to be revised on annual basis. Environmental concerns do not seem to have received adequate counselling and mentoring services. They are either non-existent or inadequate to guide the new entrepreneurs.

Classification of the line of Activities as per Pollution Control Board (Approvals and Applications)

CATEGORY	LINE OF ACTIVITY	UNITS
WHITE	34	1432
GREEN	64	2733
ORANGE	77	1134
RED	46	402
TOTAL	221	5701

As per the pollution board all the industries are classified into 4 categories based on the amount of pollution created by each line of activity.

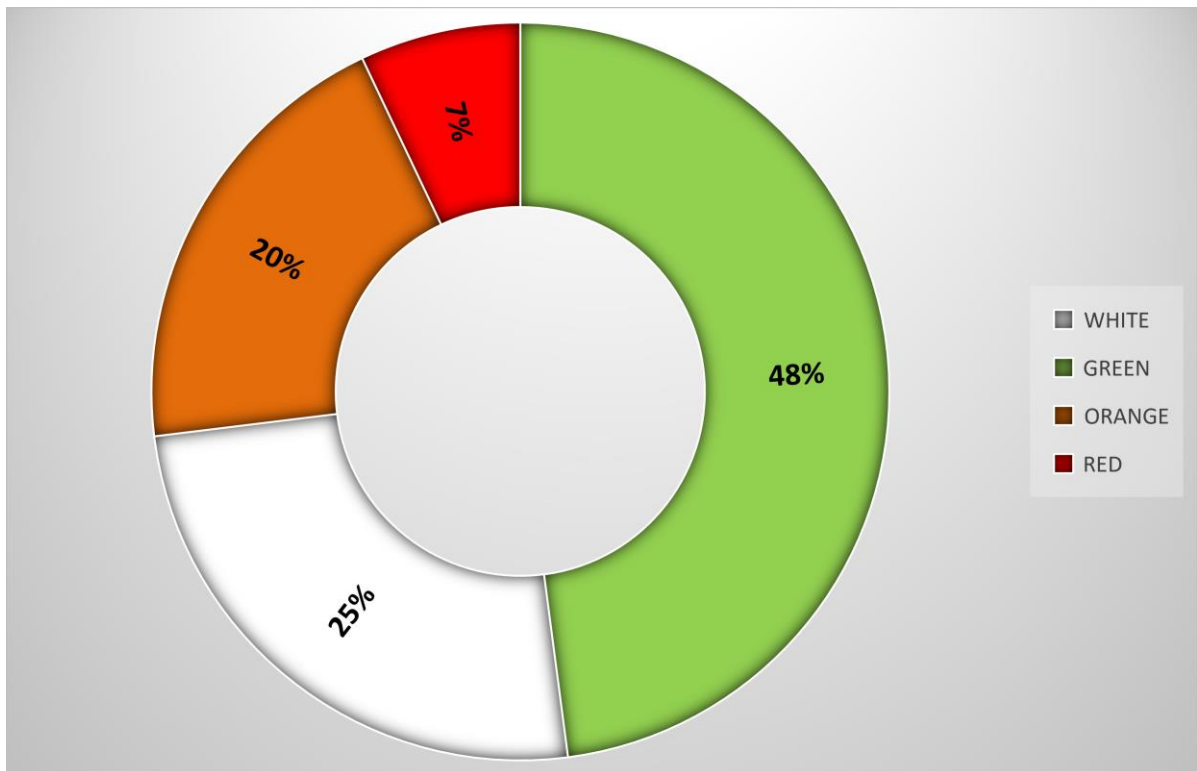
INDEX SCORE	CATEGORY
Up to 20	WHITE
21-40	GREEN
41-59	ORANGE
60 and Above	RED



Majority of the activities fall under the category of white and green. From the data it can be inferred that further investment can be encouraged in these above categories to develop a pollution free industrialized state.

Some of the measures taken by the government and the pollution control Board include:

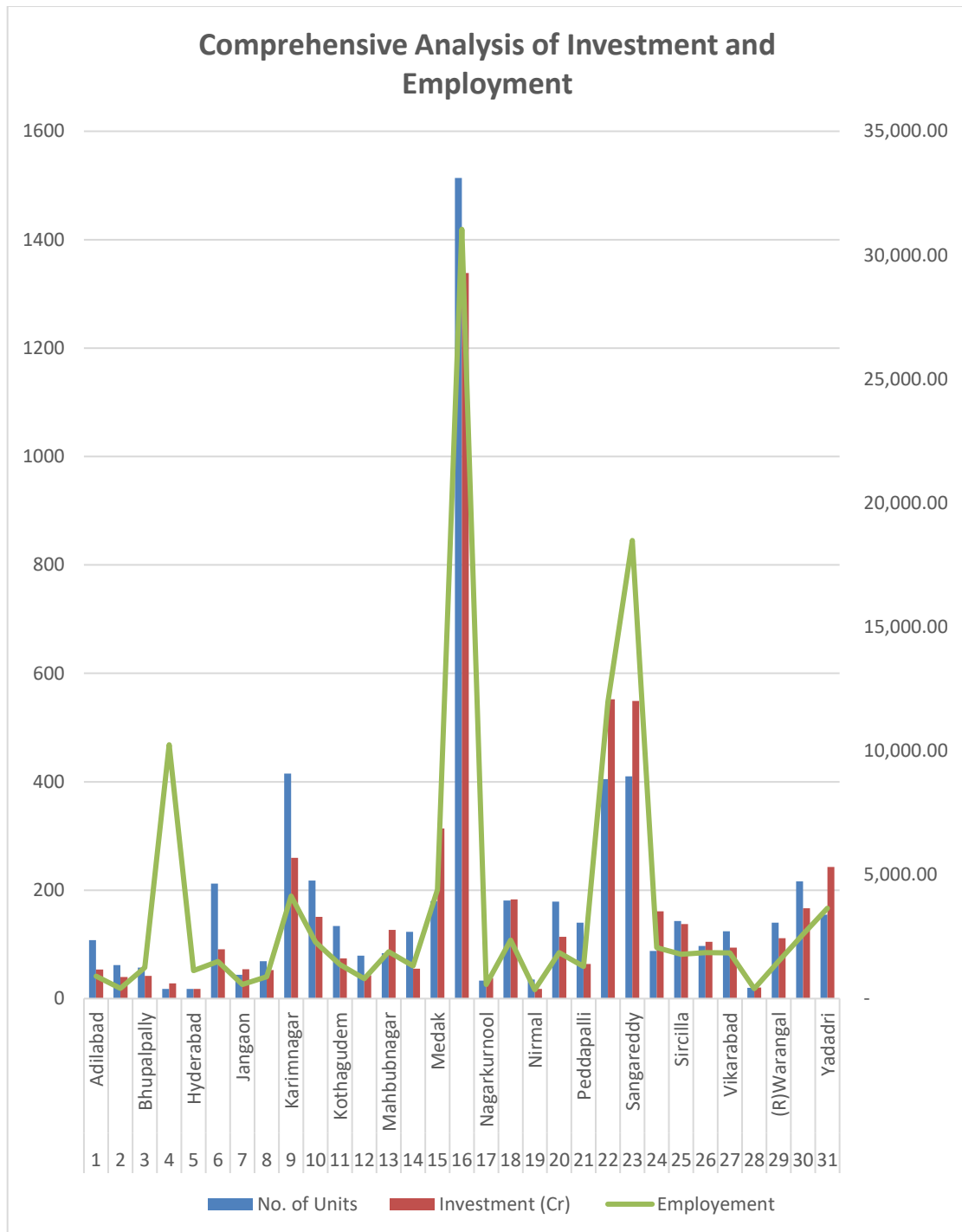
DIC's should be equipped with adequate staff and technical resources consistent with the potential thrown up in the district. Uniform staffing of each DIC may result in dwarfing its ability to nurture the entrepreneurship required for exploiting the full potential. Each DIC should be mandated to run entrepreneurship counselling centres and also to periodically update the project profiles of activities that are of particular significance to the district.



Analysis of Investment and Employment

S.No	District	No. of Units	Investment (Cr)	Employment
1	Adilabad	108	53.75	900.00
2	Asifabad	62	39.80	412.00
3	Bhupalpally	57	41.76	1,254.00
4	Gadwal	18	28.00	10,240.00
5	Hyderabad	18	17.64	1,133.00
6	Jagtial	212	91.07	1,497.00
7	Jangaon	44	54.28	569.00
8	Kamareddy	69	52.47	878.00
9	Karimnagar	415	259.67	4,133.00
10	Khammam	218	150.64	2,286.00
11	Kothagudem	134	74.06	1,375.00
12	Mahabubabad	79	43.12	801.00
13	Mahbubnagar	84	126.80	1,886.00
14	Mancherial	123	55.36	1,319.00
15	Medak	180	313.71	4,394.00
16	Medchal	1514	1,338.70	31,043.00
17	Nagarkurnool	33	37.89	573.00
18	Nalgonda	181	182.99	2,355.00
19	Nirmal	35	18.05	360.00
20	Nizamabad	179	114.20	1,859.00
21	Peddapalli	140	63.86	1,300.00
22	Rangareddy	405	551.95	11,982.00
23	Sangareddy	410	548.97	18,492.00
24	Siddipet	88	161.03	2,056.00
25	Sircilla	143	137.71	1,785.00
26	Suryapet	97	104.59	1,856.00
27	Vikarabad	124	93.98	1,841.00
28	Wanaparthy	20	20.49	399.00
29	(R)Warangal	140	111.42	1,506.00
30	(U)Warangal	216	166.68	2,595.00
31	Yadadri	155	242.91	3,641.00
	Total	5701	5,297.55	1,07,504.00





The chart indicates that Sangareddy, Rangareddy & Karimnagar rank almost equal while Medchal ranks highest to take major burden of Industrialization of Telangana State.

State has to update the facilities, staff and infrastructure at DIC's on a separate footing.

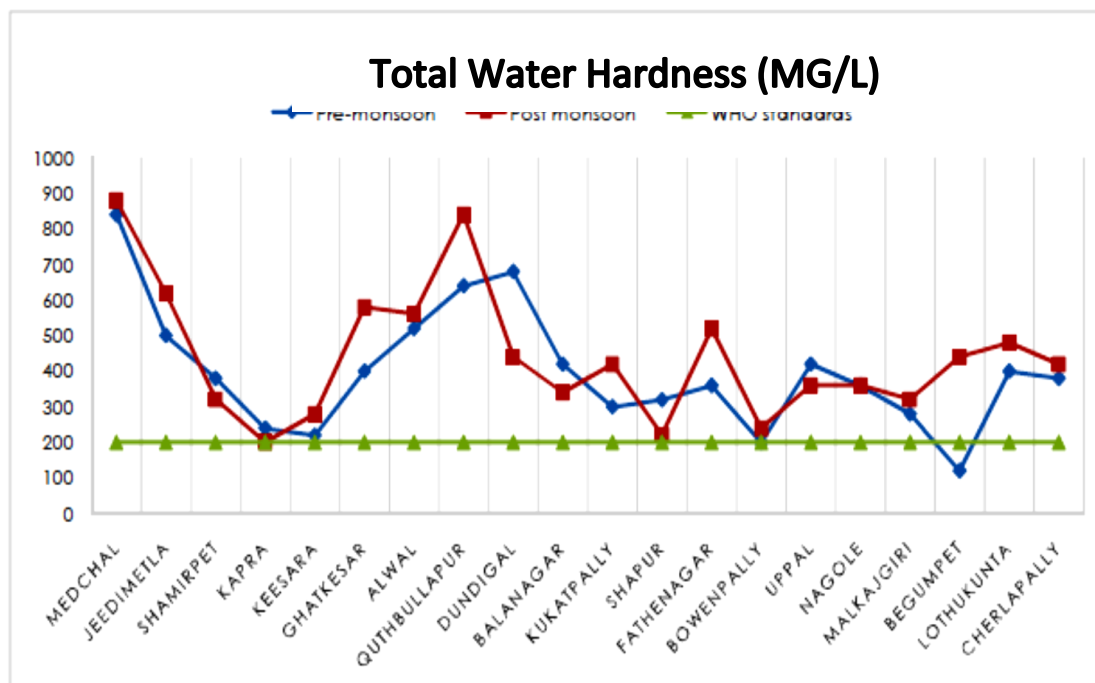


Concentration of Pollution in Highest Investment District

Line of Activity	Number of Units	District
Engineering and fabrication units	892	Medchal (571)
Polythene and plastic processed products	382	Medchal (221)
Rice mill (Rice hullers only)	335	-----

Engineering and fabrication units are the most popular lines of activity with 892 units being set up in the state. Next in the list is Polythene and plastic processed products.

Point to be observed is that Medchal district hosts most of the plastic and polythene processed products and engineering and fabrication units. Thus, it can hit the highest amount of pollution levels in this district. As per new reports it is seen that there is high amount of ground water contamination and pollution. Presence of high amount of pollution in Medchal comparative to other places in the total district is shown as under.



The concentration of pollutants has surged the hardness of the water beyond the limits of WHO levels.



6. DISTRICT ANALYSIS

6.1.NIZAMABAD DISTRICT

Minerals Availability in the District:

- colour granite
- gravel
- stone
- metal

Forest Coverage and Potential:

Majority of the flora and fauna found are teakwood, teabony blackwood, nallamaddi, yippa bijasal and tarwar.

Potential Lines of Activity:

Nizamabad is famous for agro based industries. Majorly Rice mills play a significant part in generating the revenue. Major exportable item in this district are boiled rice, rice bran oil, rice flakes, particle boards from paddy husk, corn flakes and maize.

- Agro based industries
- Horticulture
- Spices Grinding
- Mineral based industries

TS-iPASS Indicators

From the data it is observed that the highest investment is in Engineering and rice mills (Rs.6.6 and Rs.13.9 crores).

It is seen that even though there is high potential in spice grinding, not many units are set up in Micro and small category. Hence this sector can be explored by the entrepreneur. Spice grinding also comes under green category of industries classification. In order to encourage investments in these areas, DIC may take up Entrepreneur counselling services.



PROFILE

Nizamabad district is a rich agricultural district. In this district Rice mills play an important role in industrial sector. 524 small & medium scale units are in Nizamabad. Major exportable items in this district are boiled rice, rice bran oil, rice flakes, particle boards from paddy husk, corn flakes and maize. Maize is cultivated in over 1 lakh hector of area. Manufacturing units in maize in manufacturing corn flakes, cattle feed units which have good potential for both domestic and export markets.

Applications and Approvals; Activity Wise:

(highest 3 Lines of Activity)

Line of Activity	Units	Investment (Rs in Cr)	Employment
Rice mill (Rice hullers only)	13	13.94	103
Engineering and fabrication units (dry process without any heat treatment/metal surface finishing operations/painting)	35	6.66	157
Polythene and plastic processed products manufacturing	10	10.68	201

(Lowest 3 Lines of Activity)

Line of activity	Units	Investment (Rs in Cr)	Employment
Tamarind powder manufacturing	1	1.6	20
Tobacco products including cigarettes and tobacco/opium processes	1	0.55	50
Tyres and tubes vulcanization/hot retreating	1	0.2	5



Investment Analysis:**(highest 3 investment analysis)**

Line of activity	Units	Investment (Rs in Cr)	Employment
Stone crushers	5	10.96	58
Polythene and plastic processed products manufacturing (Virgin Plastic)	10	10.68	201
Rice mill (Rice hullers only)	13	13.94	103

(Lowest 3 Investment analysis)

Line of activity	Units	Investment (Rs in Cr)	Employment
Tyres and tube retreating (without boilers)	1	0.06	7
Bakery and confectionery units with production capacity > 1 TPD. (With ovens/furnaces)	1	0.08	4
Dairy and dairy products (small scale)	1	0.08	3

Employment Analysis:**(Highest 3 in Employment)**

Line of activity	Units	Investment (Rs in Cr)	Employment
Polythene and plastic processed products manufacturing (Virgin Plastic)	10	10.68	201
Engineering and fabrication units (dry process without any heat treatment/metal surface finishing operations/painting)	35	6.66	157
Mineralized water	17	7.5	126



(Lowest 3 in Employment)

Line of activity	Units	Investment (Rs in Cr)	Employment
Cotton and woollen hosiery making (Dry process only without any dyeing/washing operation)	1	0.1	0
Hotels (up to 20 rooms and without boilers)	1	1.25	3
Ice cream	1	0.41	4

TS-iPASS: The total investment in the newly approved industries amounts to Rs.114 crores.

The total employment provided is 1859.

In this district, major share of the investment in newly approved units goes to rice mills, stone crushers and polythene lines of activity.

HIGHLIGHTS: Heavy concentration of stone crushers and rice mills in a region may pose a high risk to the environment by way of water pollution and dust pollution.

Presence of duplicate entrepreneurs in the line of business can have a chance of fraudulent activities.

16 persons are employed per Rs.1 crore of investment, on average.



6.1.a.KAMAREDDY

PROFILE

According to DIC, (192) units exist for the present with an Investment of Rs.0.229.8 Crores providing employment to the (1145) number of persons directly and indirectly.

Many Large and Medium Industries are interested to set up their units in Bhiknoor and Kamareddy Mandals, which are nearer to Hyderabad.

TS-iPASS

71 units approved under TS-iPASS in Kamareddy, out of which 38 are micro units and 31 are small units.

The total investments in micro units is Rs. 3.36 Cr and small units is Rs.49.11 Cr. The total employment in micro units are 168 and small units are 710.

Applications and Approvals; Activity Wise

(Highest 3 Lines of Activity)

Line of Activity	Units	Investment (Rs in Cr)	Employment
Flour mills (dry process)	13	0.85	32
Engineering and fabrication units (dry process without any heat treatment / metal surface finishing operations / painting)	7	0.86	49
Stone crushers	6	13.91	133

(Lowest 3 Lines of Activity)

Line of activity	Units	Investment (Rs in Cr)	Employment
Spice grinding (upto-20 HP motor)	1	0.04	2
Steeping and processing of grains	1	1.02	5
Tyres and tube retreating (without boilers)	1	0.2	4



Investment Analysis:**(Highest 3 Investment analysis)**

Line of activity	Units	Investment (Rs in Cr)	Employment
Stone crushers	6	13.91	133
Poultry, Hatchery and Piggery	3	6.17	213
Cotton spinning an. weaving (small scale)	2	4.85	40

(Lowest 3 Investment analysis)

Line of activity	Units	Investment (Rs n Cr)	Employment
Reprocessing of waste plastic Including PVC	1	0.05	8
Spice grinding (upto-20 HP motor)	1	0.04	2
Leather cutting and stitching (more than 10 machine and using motor)	2	0.05	4

Employment Analysis:**(Highest 3 in Employment)**

Line of Activity	Units	Investment (Rs in Cr)	Employment
Poultry, Hatchery and Piggery	3	6.17	213
Stone crushers	6	13.91	133
Organic Chemicals manufacturing	2	2.24	60

(Lowest 3 in Employment)

Line of activity	Units	Investment (Rs in Cr)	Employment
Spice grinding (upto-20 HP motor)	1	0.04	2
Milk processes and dairy products (integrated project)	1	0.1	3
Tyres and tube retreating (without boilers)	1	0.2	4



The most preferred line of activity in Kamareddy District is Flour mills (dry process) with 13 units.

Total Investment in Kamareddy is Rs. 52.47 Cr out of which Stone crushers Stone crushers and Poultry, Hatchery and Piggery has the highest Investment with Rs. 13.91 Crore and Rs. 6.17 Crore of Investment respectively.

The TS-iPASS approved new enterprises provide employment to about 878 persons out of which Poultry, Hatchery and Piggery and Stone crushers contribution is of the order of 213 & 133 persons respectively. The new enterprises provide employment to about 16 persons per Rs.1 crore of Investment, on an average.

The Presence of duplication of Entrepreneurs is seen with M/s Cosmo Briquettes with variation in Employment.

M/s Sai Ram Agro Industry with different line of Activity, Sri Krishna Flour Mill has 2 different lines of activities.



6.2 NALGONDA DISTRICT

Minerals Availability in the District:

- Lime stone
- Laterite
- quartz
- lead clay

Forest Coverage and Potential:

Not much area is covered in forests, hence has little or no importance.

Potential Lines of Activity:

Since there is abundance of minerals like limestone found in this district, potential industries belonging to cement, and granite are in high demand.

Industries belonging to agricultural implements and equipment also have good potential due to the heavy presence of paddy fields.

It is also seen that there is a presence of many clusters in the district belonging to cement, power looms activities and agro based industries.

TS-iPASS Indicators

From the data it is observed that the highest investment is in cement products and rice mills (Rs 8 and Rs 13 crores).

The presence of the clusters and parks in such activities indicate the sustainability of investments and employment.

Low levels of approvals of TS-iPASS indicate the saturation of the available potential.



PROFILE

Nalgonda District has cement plants and many sophisticated industries. Nagarjuna Sagar, a major multipurpose project is located in the District. Limestone, Clay and Feldspar are the important mineral resources available in the District. Its rich agricultural resources promoted setting up many agro-based enterprises of various sizes. The Bibinagar-Guntur and Secunderabad - Kazipet railway lines are providing transport to the major industrial products in the District. Due to the rich mineral resources there is further scope for establishing new industries in the District.

Applications and Approvals; Activity Wise

(Highest 3 Lines of Activity)

Line of Activity	Units	Investment (Rs in Cr)	Employment
Poultry, Hatchery and Piggery	24	15.99	159
Rice mill (Rice hullers only)	23	13.08	202
Cement products (without using asbestos/boiler/steam curing) like pipe, pillar, jafri, well ring, block/tiles etc emissions)	17	8.61	185

(Lowest 3 Lines of Activity)

Line of activity	Units	Investment (Rs in Cr)	Employment
Reprocessing of used oils and waste oils	1	1.85	20
Synthetic detergent formulation	1	0.24	6
Thermocol manufacturing (with boiler)	1	0.15	4



Investment Analysis:**(Highest 3 Investment analysis)**

Line of activity	Units	Investment (Rs in Cr)	Employment
Parboiled Rice Mills	8	30.88	219
Cotton spinning an. weaving (small scale)	4	13.12	83
Rice mill (Rice hullers only)	23	13.08	202

(Lowest 3 Investment analysis)

Line of activity	Units	Investment (Rs in Cr)	Employment
Paper pins and u clips	1	0.1	5
Jobbing and machining	1	0.23	NA
Lead acid battery manufacturing (excluding assembling and charging of lead- acid battery in micro scale)	1	0.5	5

Employment Analysis:**(Highest 3 in Employment)**

Line of activity	Units	Investment (Rs in Cr)	Employment
Rice mill (Rice hullers only)	23	13.08	202
Vegetable oil manufacturing solvent extraction and refinery/hydrogenated oils	1	0.47	190
Parboiled Rice Mills	8	30.88	219



(Lowest 3 in Employment)

Line of activity	Units	Investment (Rs in Cr)	Employment
Jobbing and machining	1	0.23	NA
Flour mills (dry process)	1	0.03	2
Gold and silver smithy	1	0.13	3

TS-iPASS: The total investment in the newly approved industries amounts to Rs.183 crores.

The total employment provided is 2355.

In this district, major share of the investment in newly approved units goes to rice mills, poultry and cotton spinning.

12 persons are employed per Rs.1 crore of investment, on average

HIGHLIGHTS: Major investments are into poultry and animal feed.

Rice Mills and cement products are the next highest investments.

Industries belonging to agricultural implements and equipment also have good potential due to the heavy presence of paddy fields



6.2.a YADADRI-BHUVANAGIRI

PROFILE

Named after the biggest and the most popular pilgrim centre in Telangana, Yadadri is a district of historical and religious importance. Textile industry has significance presence. Pochampally handloom products are of national and international repute.

Small and medium scale industries situated in and around Bibinagar and Bhongir are the sources of employment to many locals. Yadagirigutta, Aler, Mothkur and Ramannapet are the other towns of significance in the district.

The district is well connected by road and Railways.

Applications and Approvals; Activity Wise

(Highest 3 Lines of Activity)

Line of Activity	Units	Investment (Rs in Cr)	Employment
Pharmaceuticals	17	35.48	1089
Stone crushers	10	25.16	188
Poultry, Hatchery and Piggery	11	9.17	85

(Lowest 3 Lines of Activity)

Line of activity	Units	Investment (Rs in Cr)	Employment
Steel furniture without spray painting	1	0.15	NA
Synthetic rubber excluding moulding	1	0.45	8
Thermocol manufacturing (with boiler)	1	1.7	18



Investment Analysis:**(Highest 3 Investment analysis)**

Line of activity	Units	Investment (Rs in Cr)	Employment
Pharmaceuticals	17	35.48	1089
Parboiled Rice Mills	7	21.57	142
Stone crushers	10	25.16	188

(lowest 3 Investment analysis)

Line of activity	Units	Investment (Rs in Cr)	Employment
Biomass briquettes (sun drying) without using toxic hazardous wastes	1	0.06	6
Bailing (hydraulic press) of waste papers	1	0.06	5
Paper pins and u clips	3	0.59	26

Employment Analysis:**(highest 3 in Employment)**

Line of activity	Units	Investment (Rs in Cr)	Employment
Pharmaceuticals	17	35.48	1089
Stone crushers	10	25.16	188
Organic Chemicals manufacturing	3	9.02	140

(lowest 3 in Employment)

Line of activity	Units	Investment (Rs in cr)	Employment
Hotels (< 3 star) or hotels having > 20rooms and less than 100 rooms	1	1.98	5
Steel furniture without spray painting	1	0.15	NA
Synthetic rubber excluding moulding	1	0.45	8



TS-iPASS: The total investment in the newly approved industries amounts to Rs. 243 crores.

The total employment provided is 3641.

The major share of the newly approved industries in the state are in pharma, stone crushers and rice mills

HIGHLIGHTS: The establishment of a new Green Industrial Park in the region will boost the MSME sector and development. The Industrial park will accommodate over 400 MSME units providing employment to over 20,000 people directly and attracting investment over Rs. 1,000 Crore.

Presence of duplicate entrepreneurs in the line of business can have a chance of fraudulent activities.

15 persons are employed per Rs.1 Crore of Investment, on average.



6.2.b SURYAPET

PROFILE

Suryapet district is carved out of erstwhile Nalgonda district. The district shares boundaries with Nalgonda, Yadadri, Khammam, Hanamkonda, Mahabubabad districts and the state of Andhra Pradesh. The district comprises 23 mandals and 2 revenue divisions – Suryapet and Kodad. The district headquarters is located at Suryapet town.

Suryapet is historically famous for being a hotspot of the movement against Razakars in Telangana Armed Struggle. Suryapet is now a fast-developing region with highly flourishing cement industries. The district having a vast expanse of river Krishna basin, witnesses quite widespread agriculture with Nagarjuna Sagar left canal as its chief source of irrigation.

Applications and Approvals; Activity Wise (Highest 3 Lines of Activities)

Line of activity	Units	Investment (₹ in Crores)	Employment
Stone crushers	12	19.73	277
Polythene and plastic processed products manufacturing (Virgin Plastic)	7	13.83	533
Cement products (without using asbestos / boiler / steam curing) like pipe, pillar, Jafri, well ring, block/tiles etc emissions)	8	2.57	121

(Lowest 3 Lines of Activities)

Line of activity	Units	Investment (Rs in Cr)	Employment
Paint blending-and mixing (Ball mill)	1	0.53	54
Paper pins and u clips	1	0.22	8
Mechanized laundry using oil fired boiler	1	0.15	7



**Investment Analysis:
(Highest 3 Investment analysis)**

Line of activity	Units	Investment (Rs in Cr)	Employment
Stone crushers	12	19.73	277
Polythene and plastic processed products manufacturing (Virgin Plastic)	7	13.83	533
Chilling plant, cold storage and ice making	3	9.21	34

(Lowest 3 Investment analysis)

Line of activity	Units	Investment (Rs in Cr)	Employment
Cement	2	NA	75
Slaughter house (as per notification S.O.270(E) dated 26.03.2001) and meat processing industries, bone mill, processing of animal horn, hoofs and other body parts	1	0.3	6
Mechanized laundry using oil fired boiler	1	0.15	7

Employment Analysis:

(Highest 3 in Employment)

Line of activity	Units	Investment (Rs in Cr)	Employment
Polythene and plastic processed products manufacturing (Virgin Plastic)	7	13.83	533
Stone crushers	12	19.73	277
Cement products (without using asbestos/boiler/steam curing) like pipe, pillar, Jafri, well ring, block/tiles etc emissions)	8	2.57	121



(Lowest 3 in Employment)

Line of activity	Units	Investment (Rs in Cr)	Employment
Fly ash export, transport & disposal facilities	1	0.35	NA
Food and food processing including fruits and vegetable processing	1	0.35	6
Hot mix plants	1	2.13	5

TS-iPASS: Stone crusher units are playing major role in this district in terms of units and investment.

Employment is dominated by polythene and plastic processed units.

There are total of 97 newly approved units in this district.

HIGHLIGHTS:

Setting up of new enterprises in stone crushing units may increase competition and may be saturated and may also cause unemployment if such units fall in approved.

Level of construction activity either of projects or real estate may be high in the initial years of development in the state. Progressive decline after the initial years will lead to incipient sickness and sickness.

DIC would do well to advise caution on further enrolment in this activity.

Presence of duplicate entrepreneurs in one line of business can have a chance of fraudulent activities.

Heavy concentration of plastic industry in a region may pose threat to the surrounding environment and livelihood.

17 persons are employed per Rs.1 crore of investment, on average.



6.3 RANGAREDDY DISTRICT

Minerals Availability in the District:

- Lime stone
- Quartz
- Flespar
- Laterite

Forest Coverage and Potential:

Not much area is covered in forests, hence has little or no importance.

Urbanization o the district has led to decline in the forest area. Forest farming is promoted on a large scale.

Potential Lines of Activity:

Heavy presence of industrial activity is seen in this district.

There are numerous clusters present like fiber glass cluster, agri seeds cluster, Fabrication cluster (Fab-City), pharma cluster, electronics cluster and foundry cluster.

There is also high export activity in this district to countries like USA, Europe,

TS-iPASS Indicators

The high level of urbanization in the district seem to have triggered majority of approvals in engineering and polythene-based industries.

Apart from the manufacturing sector, Rangareddy district has high potential in service sector with the locatio0n of hi-tech city and intense activity generated by the T-Hub.

Software industry in this district provides employment to more than five lakhs.



PROFILE

RR District is industrially well developed as it lies close to the capital and enjoys the advantages of good infrastructure, communication network, transport, market and human resources.

The world famous Hi-tech city located at Madhapur is in this district, with an upcoming hardware park nearby have attracted global software companies to the state. An Apparel Park established in Gundla - pochampally village which is 25 kms from the state capital is also in the district.

Applications and Approvals; Activity Wise

(Highest 3 Lines of Activity)

Line of activity	Units	(Rs in Cr) Investment	Employment
Engineering and fabrication units	35	72.98	816
Polythene and plastic processed products manufacturing	47	64.04	581
Stone crushers	24	44.2	368
Ready mix cement concrete	24	27.27	503

(Lowest 3 Lines of Activity)

Line of activity	Units	Investment (Rs in Cr)	Employment
Vegetable oil manufacturing solvent extraction and refinery/hydrogenated oils	1	1.05	35
Wire drawing and wire netting	1	2.25	15
Yarn/textile processing involving any effluent/emission generating processes including bleaching, dyeing, printing and colouring	1	2.3	100



**Investment Analysis:
(Highest 3 Investment analysis)**

Line of activity	Units	Investment (Rs in Cr)	Employment
Polythene and plastic processed products manufacturing (Virgin Plastic)	47	64.04	581
Engineering and fabrication units (dry process without any heat treatment / metal surface finishing operations / painting)	35	72.98	816
Stone crushers	24	44.2	368

(Lowest 3 Investment analysis)

Line of activity	Units	Investment (Rs in Cr)	Employment
Bio fertilizer and bio-pesticides without using inorganic chemicals	1	0.02	10
Bailing (hydraulic press) of waste papers	1	0.07	10
Block making of printing without foundry (excluding wooden block making)	1	0.1	25

Employment Analysis:

(Highest 3 in Employment)

Line of activity	Units	Investment (Rs in Cr)	Employment
Bakery and confectionery units with production capacity > 1 TPD (With ovens / furnaces)	12	3.47	1525
Automobile servicing, repairing and paint in (excluding only fuel dispensing)	8	8.57	961
Engineering and fabrication units (dry process without any heat treatment / metal surface finishing operations / painting)	35	72.98	816



(Lowest 3 in Employment)

Line of activity	Units	Investment (Rs in Cr)	Employment
Petrochemicals (Manufacture of and not merely use of as raw material)	1	0.2	NA
Ayurvedic and homeopathic medicines (without boiler)	1	0.1	4
Common Treatment and disposal facilities	1	0.2	5

TS-iPASS: The total investment in the newly approved industries amounts to Rs. 552 crores.

The total employment provided is 11982.

In this district also, major share of the investment goes into plastic, engineering and stone crushers line of activity.

21 persons are employed per Rs.1 crore of investment, on average.

HIGHLIGHTS: Heavy concentration of stone crushing industry in a region may pose threat to the surrounding environment and livelihood.

Presence of duplicate entrepreneurs in one line of business can have a chance of fraudulent activities.

Rules framed for environmental protection Noise Pollution Rules 2000 Act must be complied with by all stone crushing units.



6.3.a MEDCHAL-MALKAJGIRI

PROFILE

Medchal formed out of former Ranga Reddy district, is a true blend of all the essential segments that make an ideal district. It embraces a wide range of industries, education institutions, natural resources. One can find a delicate fusion of the urban and the rural in this new district. Medchal is a well-connected district with 3 national highways and 2 state highways apart from many roadways running across the district. The district can be explained as the link between Hyderabad and the north Telangana.

Applications and Approvals; Activity Wise

(Highest 3 Lines of Activity)

Line of activity	Units	Investment (Rs in Cr)	Employment
Engineering and fabrication units	571	357.78	6805
Polythene and plastic processed products manufacturing	221	200.53	2811
Cardboard or corrugated box and paper products	72	56.38	1006

(Lowest 3 Lines of Activity)

Line of activity	Units	Investment (Rs in Cr)	Employment
Vegetable oil manufacturing solvent extraction and refinery/hydrogenated oils	1	1.05	15
Yarn / Textile processing involving any effluent/emission generating processes including bleaching, dyeing, printing and colouring	1	0.19	9
Zinc Smelter	1	0.24	5



Investment Analysis:**(Highest 3 Investment analysis)**

Line of activity	Units	Investment (Rs in Cr)	Employment
Engineering and fabrication units (dry process without any heat treatment / metal surface finishing operations / painting)	571	357.78	6805
Polythene and plastic processed products manufacturing (Virgin Plastic)	221	200.53	2811
Pharmaceutical Formulation for R & D purpose (for sustained release/extended release of drugs only and not for commercial purpose)	47	74.86	3228

(Lowest 3 Investment analysis)

Line of activity	Units	Investment (Rs in Cr)	Employment
Industrial estates/parks/complexes/areas/export processing zones/SEZs/Biotech parks/leather complex	2	0	310
Rice mill (Rice hullers only)	1	0.05	3
Bio fertilizer and bio-pesticides without using inorganic chemicals	1	0.1	4

Employment Analysis:(Highest 3 in Employment)

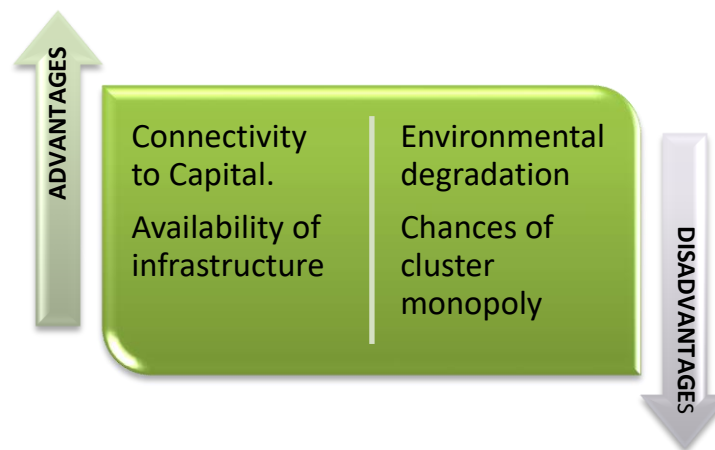
Line of activity	Units	Investment (Rs in Cr)	Employment
Engineering and fabrication units (dry process without any heat treatment/metal surface finishing operations/painting)	571	357.78	6805
Pharmaceutical Formulation for R & D purpose (for sustained release/extended release of drugs only and not for commercial purpose)	47	74.86	3228
Polythene and plastic processed products manufacturing (Virgin Plastic)	221	200.53	2811



(Lowest 3 in Employment)

Line of activity	Units	Investment (Rs in Cr)	Employment
Reprocessing of waste cotton	1	0.15	NA
Decoration of ceramic cups and plates by electric furnace	1	0.2	NA
Oil and gas transportation pipeline	1	0.5	NA

TS-iPASS: As observed in the table above Medchal district has the highest number of industrial units in the state with a whopping Rs.1339 crores investment. In this, the engineering goods and plastic industry accounts for the highest investment. Equally, on the employment front, these two industries value for the highest share of the employment opportunities



HIGHLIGHTS: Heavy concentration of plastic industry in a region may pose threat to the surrounding environment and livelihood.

Presence of duplicate entrepreneurs in one line of business can have a chance of fraudulent activities.

23 persons are employed per Rs.1 crore of investment, on average.



6.3.b VIKARABAD

PROFILE

Vikarabad District is the newly formed district, carved out from the erstwhile Rangareddy District, sharing its boundaries with Sangareddy, Rangareddy, Mahbubnagar districts and the state of Karnataka. The district already has good road and railway line connectivity and the headquarters is located at 75 KMs from the State capital and is in close proximity to already industrialized areas like Sangareddy which is 42 Kms away (Mominpet Mandal of this district is just 18 Kms), Shadnagar at 56 Kms away (Kulkacherla Mandal is 36 Kms), Pashamylaram 47 Kms, Patancheru 52 kms, kothur 58 Kms and adjoining Chevella and Shamshabad.

The major crops from this district are Cotton, Maize, Pulses, Chilli, Ground Nut, Paddy, Wheat, Sugarcane, Turmeric and vegetables growing. Tandur area is famous for Red gram (Pigeon pea) production and many toor dal mills located in and around town and the dal from area created its own brand name as Tandur Pappu.

Applications and Approvals; Activity Wise (Highest 3 Lines of Activity)

Line of activity	Units	Investment (₹ in Cr.)	Employment
Stone crushers	14	14.28	201
Manufacturing of explosives, detonators, fuses including management and handling activities	2	9.4	200
Dry coal processing, mineral processing, industries involving ore sintering, pellet sating, Grinding and Pulverisation	3	7.7	70

(Lowest 3 Lines of Activity)

Line of activity	Units	Investment (Rs in Cr)	Employment
Paints and varnishes (mixing and blending)	1	2.75	50
Parboiled Rice Mills	1	0.5	10
Potable alcohol (IMFL) by blending, bottling of alcohol products	1	0.25	155



Investment Analysis:**(Highest 3 Investment analysis)**

Line of activity	Units	Investment (Rs in Cr)	Employment
Manufacturing of explosives, detonators, fuses including management and handling activities	2	9.4	200
Stone crushers	14	14.28	201
Engineering and fabrication units (dry process without any heat treatment/metal surface finishing operations / painting)	8	6.48	156

(Lowest 3 Investment analysis)

Line of activity	Units	Investment (Rs in Cr)	Employment
Cotton and woollen hosiery making (Dry process only without any dyeing/washing operation)	1	0.02	4
Rice mill (Rice hullers only)	1	0.04	2
Distilled water (without boiler) with electricity as source of heat	1	0.08	4

Employment Analysis:**(Highest 3 in Employment)**

Line of activity	Units	Investment (Rs in Cr)	Employment
Manufacturing of explosives, detonators, fuses including management and handling activities	2	9.4	200
Mining and ore beneficiation	17	6.18	186
Engineering and fabrication units (dry process without any heat treatment/metal surface finishing operations/painting)	8	6.48	156



(Lowest 3 in Employment)

Line of activity	Units	Investment (Rs in Cr)	Employment
Mineralized water	1	0.84	NA
Rice mill (Rice hullers only)	1	0.04	2
Distilled water (without boiler) with electricity as source of heat	1	0.08	4

TS-iPASS: Stone crusher units are playing major role in this district in terms of units, investment and employment as well.

It is observed that manufacturing of explosives, detonators and fuses has second highest investment with ₹9.4 Cr involving only 2 units. Total 124 newly approved units are there in this district.

HIGHLIGHTS:

Setting up of new enterprises in stone crushing units may increase competition and may be saturated and may also cause unemployment if such units fall in approved.

Presence of duplicate entrepreneurs in one line of business can have a chance of fraudulent activities.

Due to presence of explosive manufacturing units in this area, it may cause pollution and health issues for residentials staying around in this district.

19 persons are employed per Rs.1 crore of investment, on average.



6.4 WARANGAL DISTRICT

Minerals Availability in the District:

- Coal
- Laterite
- Iron Ore

Forest Coverage and Potential:

The forest area in this district falls into 3 mandals. There is a high potential in the utilization of the forest produce and even World Bank has assisted development programs like community forest management programme, Velugu programme for natural resource management.

Potential Lines of Activity:

Warangal has a presence of all types of industries in the district.

Most of the products produced like leather bags, jackets, purses are exported to other countries

Agro based industries comprise of rice mills, flour mills, turmeric polishing, food products etc. There is one cluster present in the district in the line of rice mills

There are also mineral based industries like Fly ash bricks, cement concrete dense, bricks and blocks, cement mosaic tiles, hydrated lime, granite lime, granite tiles, coal fuel briquettes and cement products. Even these are majorly exportable items.

Coming to potential for new industries, it lies in forest-based like where honey bee keeping, and manufacturing of herbal products. Ayurvedic formulations are possible with large area under cultivation of medicinal and aromatic plants.

TS-iPASS Indicators

The highest investments are into marble cutting and cotton spinning units.

As the potentials indicate, many units can be set up in the areas of forest-based sector and agro based sector. While leather industry is a major activity, its high potential for pollution is detracting its expansion. Even the leather park is contemplating this on a low key for promotion.



6.4.a WARANGAL-RURAL

PROFILE

The new District “Warangal (Rural)” has been formed on bifurcation from Warangal District due to reorganization of District by the Government of Telangana came into existence w.e.f 11.10.2016 and the District Collectorate is established in Irrigation Circle Office main building situated at Nakkalagutta, Hanamkonda and is inaugurated by Sri Kadiam Srihari, Hon’ble Dy. Chief Minister of the State. The District consisted of (02) Revenue Divisions and 15 Revenue Mandals. There are 719 units in the district.

Kakatiya Integrated Mega Textile Park at Shayampet and Chintalapalli villages in Warangal (Rural) District in a way spread over an area of 2000 acres to be developed in phases, is on the launchpad. Its best quality infrastructure, domestic & international units in Spinning, Weaving, Processing, Machinery manufacturing, Fashion designing/apparel as well as technical textile and man-made fibre-based units, will make this mega textile park as unique with its plug & play infrastructure for Garmenting units.

Government of India extended special MUDRA scheme for Textiles, which the state government has put it on a mission mode.

Applications and Approvals; Activity Wise

(Highest 3 Lines of Activity)

Line of activity	Units	Investment (Rs in Cr)	Employment
Stone crushers	9	20.91	146
Poultry, Hatchery and Piggery	31	17.53	204
Rice mill (Rice hullers only)	14	8.22	153



(Lowest 3 Lines of Activity)

Line of activity	Units	Investment (Rs in Cr)	Employment
Vegetable oil manufacturing solvent extraction and refinery /hydrogenated oils	1	0.06	4
Wire drawing and wire netting	1	0.5	5
Yarn/Textile processing involving any effluent/emission generating processes including bleaching, dyeing, printing	1	0.04	4

Investment Analysis:**(Highest 3 Investment analysis)**

Line of activity	Units	Investment (Rs in Cr)	Employment
Stone crushers	9	20.91	146
Poultry, Hatchery and Piggery	31	17.53	204
Cotton spinning and weaving (small scale)	8	13.79	203

(Lowest 3 Investment analysis)

Line of activity	Units	Investment (Rs in Cr)	Employment
Brickfields (excluding fly ash brick manufacturing using lime process)	1	0.06	5
Vegetable oil manufacturing solvent extraction and refinery/hydrogenated oils	1	0.06	4
Yarn/Textile processing involving any effluent/emission generating processes including bleaching, dyeing, printing and colouring	1	0.04	4



Employment Analysis:**(Highest 3 in Employment)**

Line of activity	Units	Investment (Rs in Cr)	Employment
Poultry, Hatchery and Piggery	31	17.53	204
Cotton spinning and weaving (small scale)	8	13.79	203
Mining and ore beneficiation	5	4.28	168

(Lowest 3 in Employment)

Line of activity	Units	Investment (Rs in Cr)	Employment
Vegetable oil manufacturing solvent extraction and refinery/hydrogenated oils	1	0.06	4
Vegetable oil manufacturing solvent extraction and refinery/hydrogenated oils	1	0.06	4
Power looms (without dye and bleaching)	1	0.21	2

TS-iPASS: As per above table, highest investment of ₹20.91 Cr is observed in stone crusher units, where the total investment in the district is ₹111.42 Cr.

Out of 719 units, there are total of 140 newly approved units in this district.

Poultry, Hatchery and Piggery units have highest employment of 204

HIGHLIGHTS:

Presence of duplicate entrepreneurs in one line of business can have a chance of fraudulent activities.

As the stone crusher units are more in this district it may cause heavy pollution in surrounding areas. Environment protection needs continuous monitoring.

It can be observed that poultry units are more in number, it may cause huge competition for new enterprises in this sector.

13 persons are employed Per Rs.1 crore of investment, on average.



6.4.b WARANGAL-URBAN

PROFILE

Micro & Small-Scale Sector (MSE) in the district mainly consists of Agro-based industries like rice mills, flour mills, turmeric polishing, food products etc. Hand looms, mineral based industries like granite cutting and stone crushing, handicrafts and certain demand-based industries.

Leather tanning is famous in Warangal district. There are mainly tanning units working actively and making good profits. Leather products like leather bags, jackets, purses are exporting items.

Applications and Approvals; Activity Wise

(Highest 3 Lines of Activity)

Line of Activity	Units	Investment (Rs in Cr)	Employment
Cutting, sizing and polishing of marble stone	19	31.75	306
Cotton spinning and weaving (small scale)	12	21.39	318
Spice grinding (>20 hp motor)	13	7.84	144
Poultry, Hatchery and Piggery	17	7.65	103

(Lowest 3 Lines of Activity)

Line of activity	Units	Investment (Rs in Cr)	Employment
Yarn / Textile processing involving any effluent/emission generating processes including bleaching, dyeing, printing and colouring	1	0.18	19
Spray painting, paint baking, paint shipping	1	0.13	4
Manufacturing of lubricating oils, grease and petroleum-based products	1	0.25	12



Investment Analysis:**(Highest 3 Investment analysis)**

Line of activity	Units	Investment (RS in cr)	Employment
Ready mix cement concrete	4	6.35	46
Rice mill (Rice hullers only)	4	4.34	49
Aluminium utensils from aluminium circles by pressing only (dry mechanical operation)	3	4.21	47

(Lowest 3 Investment analysis)

Line of activity	Units	Investment (Rs in Cr)	Employment
Synthetic detergents and soaps/excluding formulation)	2	0.09	13
Modular wooden furniture from particle board,	1	0.1	4
Oil mill ghani & extraction (no hydrogenation/refining)	2	0.3	24

Employment Analysis**(Highest 3 in Employment)**

Line of activity	Units	Investment (Rs in Cr)	Employment
Cotton spinning an. weaving (small scale)	12	21.39	318
Cutting, sizing and polishing of marble stone	19	31.75	306
Fly ash bricks/ block manufacturing	21	4.57	156



(Lowest 3 in Employment)

Line of activity	Units	Investment (Rs in Cr)	Employment
Spray painting, paint baking, paint shipping	1	0.13	4
Modular wooden furniture from particle board,	1	0.1	4
Electrical and electronic item assembling (completely dry process)	1	0.25	5

TS-iPASS: The total investment in the newly approved industries amounts to Rs. 167 crores.

The total employment provided is 2595.

In this district, major share of the investment in newly approved units goes to marble stone industry, cotton spinning and weaving and spice grinding lines of activity.

15 persons are employed Per Rs.1 crore of investment, on average.

HIGHLIGHTS: Heavy concentration of marble stone and cotton spinning industry in a region may pose a high risk to the environment by way of water pollution and dust pollution.

Presence of duplicate entrepreneurs in the line of business can have a chance of fraudulent activities.



6.4.c JANGAON

PROFILE

Jangaon district is carved out of erstwhile Warangal district. The district shares boundaries with Warangal, Siddipet, Suryapet and Yadadri-Bhongir districts.

The district comprises of 13 mandals and 2 revenue divisions – Jangaon and Ghanpur (Stn) and headquarters located at Jangaon town.

TS-iPASS:

44 units are approved under TS-iPASS in Jangaon, out of which 16 are micro units and 28 are small units.

The total Investments for micro units is Rs. 1.88 Cr and small units is Rs.52.4 Cr. The total number of employment for micro units are 157 and small units are 412.

Applications and Approvals; Activity Wise

(Highest 3 Lines of Activity)

Line of Activity	Units	Investment (Rs in Cr)	Employment
Poultry, Hatchery and Piggery	9	5.34	89
Fly ash bricks/ block manufacturing	3	13.58	62
Engineering and fabrication units (dry process without any heat treatment / metal surface finishing operations / painting)	3	4.94	60

(Lowest 3 Lines of Activity)

Line of activity	Units	Investment (Rs in Cr)	Employment
Flour mills (dry process)	1	0.02	1
Industrial inorganic gases namely: a) Chemical gases, Acetylene, hydrogen, chlorine, fluorine, ammonia, sulphur dioxide, ethylene, hydrogen sulphide, phosphine b) Hydrocarbon gases, Methane, ethane, propane	1	0.59	9
Saw mills	1	0.11	10



Investment Analysis:**(Highest 3 Investment analysis)**

Line of activity	Units	Investment Rs in Cr	Employment
Stone crushers	3	13.58	62
Steeping and processing of grains	2	9.06	60
Cotton spinning and. weaving (small scale)	2	8.15	24

(Lowest 3 Investment analysis)

Line of activity	Units	Investment (Rs in Cr)	Employment
Yarn/Textile processing involving any effluent/emission generating processes including bleaching, dyeing, printing and colouring	1	NA	35
Cardboard or corrugated box and paper products (excluding paper or pulp manufacturing and without using boilers)	1	0.1	5
Engineering and fabrication units (dry process without any heat treatment/metal surface finishing operations/painting)	3	0.38	21

Employment Analysis:**(Highest 3 in Employment)**

Line of activity	Units	Investment (Rs in Cr)	Employment
Poultry, Hatchery and Piggery	9	5.34	89
Stone crushers	3	13.58	62
Ready mix cement concrete	3	4.94	60



(Lowest 3 in Employment)

Line of activity	Units	Investment (Rs in Cr)	Employment
Flour mills (dry process)	1	0.02	1
Cardboard or corrugated box and paper products (excluding paper or pulp manufacturing and without using boilers)	1	0.1	5
Industrial inorganic gases namely: a) Chemical gases, Acetylene, hydrogen, chlorine, fluorine, ammonia, sulphur dioxide, ethylene, hydrogen sulphide, phosphine b) Hydrocarbon gases, Methane, ethane, propane	1	0.59	9

The most preferred lines of activities in Jangaon District are Poultry, Hatchery and Piggery with 9 units.

Total investment in Jangaon is Rs. 54.28Cr out of which Stone crushers and Steeping and processing of grains has the highest investment with Rs. 13.58 Crore and Rs. 9.06 Crore of Investment respectively.

The TS-iPASS approved new enterprise provide employment to about 569 persons out of which Poultry, Hatchery and Piggery and Stone crushers contribution is of the order of 89 & 62 persons respectively.

The new enterprises provide employment to about 10 persons per Rs.1 crore of Investment, on average.

The presence of duplication of Entrepreneurs is seen with M/S Surya Wire Industries whose activities have been approved twice with line of activity in Engineering & Fabrication Units and saw mills.



6.4.d JAYASHANKAR BHUPALPALLY

PROFILE

Jayashankar Bhupalpally (Acharya Jayashankar) District is carved out of erstwhile Warangal District with annexation of some parts of Karimnagar and Khammam. The district is named after Telangana ideologue, Prof. K. Jayashankar.

The district comprises of 20 mandals and 2 revenue divisions – Jayashankar Bhupalpally and Mulugu. The district headquarters is located at Jayashankar Bhupalpally town.

Agriculture is the main occupation in rural parts of the district, with paddy, chilli, cotton and turmeric being the chief crops grown in the area. Devadula lift Irrigation and tanks constructed by Kakatiya rulers are the primary sources of irrigation. Industries like Singareni Collieries, Kakatiya Thermal power plant, and some small agriculture-based industries flourish in this area.

TS-iPASS:

57units are approved under TS-iPASS in Bhupalapally out of which 35 are micro and 22 are small with the average investment of Rs. 0.11 crores and Rs. 1.73 crores and providing average employment of 9 per unit and 43 per unit respectively.

Applications and Approvals; Activity Wise

(Highest 3 Lines of Activity)

Line of activity	Units	Investment (Rs in Cr)	Employment
Fly ash bricks/ block manufacturing	23	2.59	221
Rice mill (Rice hullers only)	10	9.47	92
Candy	3	4.72	100



(Lowest 3 Lines of Activity)

Line of activity	Units	Investment (Rs in Cr)	Employment
Spice grinding (upto-20 HP motor)	1	0.14	10
Spice grinding (>20 hp motor)	1	0.15	10
Puffed rice (muri) (using gas or electrical heating system)	1	0.15	5

Investment Analysis:**(Highest 3 Investment activities)**

Line of activity	Units	Investment (Rs in Cr)	Employment
Rice mill (Rice hullers only)	10	9.47	92
Cotton spinning and weaving (small scale)	2	9.24	70
Candy	3	4.72	100

(Lowest 3 Investment activities)

Line of activity	Units	Investment (Rs in Cr)	Employment
Parboiled Rice Mills	1	NA	20
Electric lamp (bulb) and GE manufacturing by assembling only	1	0.02	2
Spice grinding (upto-20 HP motor)	1	0.14	10

Employment Analysis:**(Highest 3 in Employment)**

Line of activity	Units	Investment (Rs in Cr)	Employment
Ready mix cement concrete	2	2.9	525
Fly ash bricks/ block manufacturing	23	2.59	221
Candy	3	4.72	100



(Lowest 3 in Employment)

Line of activity	Units	Investment (Rs in Cr)	Employment
Electric lamp (bulb) and GE manufacturing by assembling only	1	0.02	2
Puffed rice (muri) (using gas or electrical heating system)	1	0.15	5
Spice grinding (upto-20 HP motor)	1	0.14	10

The most preferred lines of activity in Bhupalpally District is Fly ash bricks/block manufacturing with 23 units followed by Rice mill (Rice hullers only) with 10 units.

Total Investment in Bhupalpally is Rs. 41.76 Cr out of which Rice mill (Rice hullers only) and Cotton spinning has the highest Investment with Rs. 9.47 Crore and Rs. 9.24 crore of investment respectively.

The TS-iPASS approved new enterprises provide employment to about 1254 persons out of which Ready mix cement concrete and Fly ash brock / block manufacturing contribution is of the order of 525 & 221 persons respectively.

The new enterprises provide employment to about 30 persons per Rs.1 crore of Investment, on average.

It is observed that:

3-RS Food Products, as firm name, appeared twice with different lines of activity.

Megha Engineering & Infrastructures Ltd, Sri Rudra Ginning Mill appeared twice with different lines of activity.



6.5 KARIMNAGAR DISTRICT

Minerals Availability in the District:

- Sand
- Coal
- Limestone
- Iron Ore

Forest Coverage and Potential:

Nearly 20% of the total area is covered by forest area in the district. Being as one of the top districts in industrialization, it is not surprising to observe that a low amount of area is under forestry.

Potential Lines of Activity:

Karimnagar is one of the top districts in the terms of investment and employment.

Interesting point is that Karimnagar has high activity in both industrial based, mineral based and agro based sectors.

In agro base, majority of the commercial crops are exported to other countries and they include rice flakes, rice bran, corn flakes.

Animal feed (poultry firms, cold storage) is another ancillary industry of agro sector which has high demand for markets.

Food processing industry is very popular in the district with horticulture being a major sector.

Coming to mineral based industries, Karimnagar has a strong base in coal fields. The Singareni coal fields are the example of the true potential of the district's mineral wealth.

Paper and pulp products, engineering units, and cement industries form major constituents of the manufacturing sector.

TS-iPASS Indicators

The indicators show that the highest investment goes into marble industry and animal feed. Applications and approvals are consistent with the potential.

This district has utilized the natural minerals available and has set up various plants in cement and also food processing. There is a minute presence of variance in the actual available resources and the units set up.



6.5.a JAGTIAL

PROFILE

Jagtial District is carved out of erstwhile Karimnagar District. It is surrounded by Nizamabad, Nirmal, Mancherial, Peddapalli and Karimnagar Districts. It has two revenue divisions at Jagtial and Metpalli and consists of 18 mandals. A railway line connecting Jagtial and Peddapalli via Karimnagar is available. Jagtial to Nizamabad line is under construction. NH 63 passes through the district. It has four RTC depots located at Jagtial, Korutla, Metpalli and Dharmapuri.

TS-iPASS

212 units are approved under TS-iPASS in Jagtial out of which 179 are micro and 33 are small with the average investment of Rs. 0.12 crores and Rs. 2.1 crores and providing average employment of 5 per unit and 18 per unit respectively.

Applications and Approvals; Activity Wise:

(Highest 3 Lines of Activity)

Line of activity	Units	Investment (Rs in Cr)	Employment
Poultry, Hatchery and Piggery	37	5.39	183
Engineering and fabrication units (dry process without any heat treatment / metal surface finishing operations / painting)	28	0.95	67
Fish feed, poultry feed and cattle feed	25	3.5	82

(Lowest 3 Lines of Activity)

Line of activity	Units	Investment (Rs in Cr)	Employment
Pulp and Paper (paper manufacturing with or without pulping)	1	0.06	4
Steeping and processing of grains	1	0.3	8
Tyres and tube retreating (without boilers)	1	0.25	8



Investment Analysis:**(Highest 3 Investments)**

Line of activity	Units	Investment (Rs in Cr)	Employment
Parboiled Rice Mills	19	53.75	460
Stone crushers	11	10.79	150
Poultry, Hatchery and Piggery	37	5.39	183

(Lowest 3 Investment activities)

Line of activity	Units	Investment (Rs in Cr)	Employment
Cardboard or corrugated box and paper products (excluding paper or pulp manufacturing and without using boilers)	1	0.02	2
Dry coal processing, mineral processing, industries involving ore sintering, pelletising, Grinding and Pulverisation	1	0.04	4
Manufacturing of metal caps containers etc	1	0.01	4

Employment Analysis:**(Highest 3 in Employment)**

Line of activity	Units	Investment (Rs in Cr)	Employment
Parboiled Rice Mills	19	53.75	460
Poultry, Hatchery and Piggery	37	5.39	183
Stone crushers	11	10.79	150



(Lowest 3 Employment)

Line of activity	Units	Investment (Rs in Cr)	Employment
Insulation and other coated papers (excluding paper or pipe manufacturing)	1	0.05	2
Cardboard or corrugated box and paper products (excluding paper or pulp manufacturing and without using boilers)	1	0.02	2
Carpentry & wooden furniture manufacturing (excluding saw mill) with the help of electrical (motorized) machines such as electrical wood planner, steel saw cutting circular blade, etc	1	0.2	2

The most preferred line of activity in Jagtial District is Poultry, Hatchery and Piggery with 37 units.

Total investment in Jagtial is Rs. 91.07 Cr out of which Poultry, Hatchery and Piggery and Parboiled Rice Mills has the highest Investment with Rs. 53.75 Crore and Rs. 10.79 Crore of Investment respectively.

The TS-iPASS approved new enterprises provide employment to about 1497 persons out of which Parboiled Rice Mills Poultry, Hatchery and Piggery contribution is of the order of 460 & 183 persons respectively.

The new enterprises provide employment to about 16 persons per Rs.1 crore of Investment, on average.

It is observed that:

Mr Annamaneni Kamalakar Rao Is promoter of M/s. Sri Manikanta Stone Crusher And M/S. Northern Constructions

Ms Bommena Sandhya is promoter of M/s. Venkatasai Industries And M/s. Sri Laxmi Industries



6.5.b KARIMNAGAR

PROFILE

Karimnagar District is well connected with other parts by Roads and Railways. The major River passing through the District are Godavari & Manair. The area of the cultivated land in the district is around 1.7 lakh hectares. Major area of the irrigated land is covered under Sri Ram Sagar Project, Irrigation tanks and Bore wells. The major crops grown are Paddy, Maize and Cotton. Horticulture crops of Mango, Tomato and Onion are being grown in many parts of the district.

TS-iPASS

415 units are approved under TS-iPASS in Karimnagar, out of which 250 are Micro units and 165 are Small Units. The total Investments for micro units is 41.5 Cr and small units is 218.17 Cr.

The total number of employees for micro units are 1803 and small units are 2330. The average Investment for micro units is Rs. 0.166Cr and small units are Rs.1.32 Cr.

Applications and Approvals; Activity Wise

(Highest 3 Lines of Activity)

Line of Activity	Units	Investment (Rs in Cr)	Employment
Cutting, sizing and polishing of marble stone	123	178.17	1736
Poultry, Hatchery and Piggery	74	16.99	512
Engineering and fabrication units (dry process without any heat treatment / metal surface finishing operations / painting)	17	2.16	74

(Lowest 3 Lines of Activity)

Line of activity	Units	Investment (Rs in Cr)	Employment
Non-alcoholic beverages (soft drink) & bottling of alcohol/non-alcoholic products	1	0.16	10
Ready mix cement concrete	1	0.25	25
Rolling mill (oil or coal fired) and cold rolling mill	1	0.2	10



Investment Analysis:**(Highest 3 Investment analysis)**

Line of activity	Units	Investment (Rs in Cr)	Employment
Cutting, sizing and polishing of marble stone	123	178.17	1736
Poultry, Hatchery and Piggery	74	16.99	512
Steeping and processing of grains	15	9.45	175

(Lowest 3 Investments analysis)

Line of activity	Units	Investment (Rs in Cr)	Employment
Ayurvedic and homeopathic medicine	1	0.05	6
Diesel pump repairing and servicing (complete mechanical dry process)	1	0.1	3
Iron & Steel (involving processing from ore/integrated steel plants) and or Sponge Iron units	1	0.11	6

Employment Analysis:**(Highest 3 in Employment)**

Line of activity	Units	Investment (Rs in Cr)	Employment
Cutting, sizing and polishing of marble stone	123	178.17	1736
Poultry, Hatchery and Piggery	74	16.99	512
Steeping and processing of grains	15	9.45	175

(Lowest 3 in Employment)

Line of activity	Units	Investment (Rs in Cr)	Employment
Industrial estates/Parks/Complexes/Areas/export processing zones/ SEZs/Biotech parks/leather complex	1	0.89	2
Diesel pump repairing and servicing (complete mechanical dry process)	1	0.1	3
Mechanized laundry using oil fired boiler	1	0.1	5



The most preferred lines of activity in Karimnagar District is Cutting, sizing and polishing of marble stone followed by Poultry, Hatchery and Piggery with 123 units and 74 units respectively.

Total Investment in Karimnagar is Rs. 259.67 Cr out of which Cutting, sizing and polishing of marble stone and Poultry, Hatchery and Piggery has the highest Investment with Rs. 178.17 Crore and Rs. 16.99 Crore of investment respectively.

The TS-iPASS approved new enterprises provide employment to about 4133 persons out of which Cutting, sizing and polishing of marble stone and Poultry, Hatchery and Piggery contribution is of the order of 1736 & 215 persons respectively.

The new enterprises provide employment to about 15 persons per Rs.1 crore of Investment, on average.

The presence of duplication of Entrepreneurs is seen with Bhuvaneshwari Granites, Charbhuj Granites, Karimala Granites.

M/s Laxmi Narsimha industries & M/s Srinivasa poultry farm have different lines of activity with same promoter.

M/s Shankaravva power loom have different line of activity with same promoter.

M/s. Srinivasa poultry & feed mixing & M/s. Shanmukha poultry & feed mixing have different line of activity with same promoter.

M/s. Sandiya international granites have different lines of activity with same promoter.

M/s. Vennala poultry farm & m/s. Vennala poultry farm have different lines of activity with same promoter.

M/s. Sai ram poultry farm have different lines of activity with same promoter.

M/s. Hari hara granite industries have different lines of activity with same promoter.



6.5.c PEDDAPALLI

PROFILE

Peddapalli District is carved out of erstwhile Karimnagar district. It is surrounded by Mancherial, Bhoopalapally, Karimnagar, Jagtial districts. The district comprises 14 mandals and two revenue divisions – Peddapalli and Manthani. Peddapalli town is its headquarters.

The district has some major railway lines including the one connecting the north and south India passing through it. Hyderabad-Ramagundam State Highway also criss-crosses the district. This well-connected district has three RTC depots at Godavarikhani, Ramagundam and Manthani.

Applications and Approvals; Activity Wise:

(highest 3 Lines of Activity)

Line of activity	Units	Investment (₹ IN Cr.)	Employment
Stone crushers	17	23.46	222
Fish feed, poultry feed and cattle feed	11	7.02	80
Engineering and fabrication units	23	4.65	205

(Lowest 3 Lines of Activity)

Line of activity	Units	Investment (Rs in Cr)	Employment
Steel furniture without spray painting	1	0.02	1
Power press	1	0.08	15
Oil and gas transportation pipeline	1	0.15	NA

Investment Analysis:

(highest 3 Investment analysis)

Line of activity	Units	Investment (Rs in Cr)	Employment
Fish feed, poultry feed and cattle feed	11	7.02	80
Parboiled Rice Mills	3	7.13	77
Engineering and fabrication units (dry process without any heat treatment/metal surface finishing operations/painting)	23	4.65	205



(Lowest 3 Investment analysis)

Line of activity	Units	Investment (Rs in Cr)	Employment
Modular wooden furniture from particle board	1	0.01	2
Steel furniture without spray painting	1	0.02	1
Power press	1	0.08	15

Employment Analysis:**(highest 3 in Employment)**

Line of activity	Units	Investment (Rs in Cr)	Employment
Stone crushers	17	23.46	222
Engineering and fabrication units (dry process without any heat treatment/metal surface finishing operations/painting)	23	4.65	205
Fly ash bricks/ block manufacturing	14	1.53	112

(Lowest 3 in Employment)

Line of activity	Units	Investment (Rs in Cr)	Employment
Oil and gas transportation pipeline	1	0.15	NA
Steel furniture without spray painting	1	0.02	1
Modular wooden furniture from particle board	1	0.01	2

TS-iPASS: As per above table, highest investment of ₹23.46 Cr is observed in stone crusher units, where the total investment in the district is ₹63.86 Cr. This industry needs continuous monitoring of environment as it is prone to dust. Highest employment of 222 is also provided by stone crusher units across the district followed by engineering and fabrication units which provides employment of 205.

There are total of 140 newly approved units in Peddapalle district.



HIGHLIGHTS:

Presence of duplicate entrepreneurs in one line of business can have a chance of fraudulent activities.

As the stone crusher units are more in this district it may cause heavy pollution in surrounding areas.

Even though engineering and fabrication units are having less investment compared to stone crusher units, it is also providing good number of employment.

20 persons are employed Per Rs.1 crore of investment, on average.



6.5.d RAJANNA SIRCILLA

PROFILE

Sircilla is a small municipal town, located at a distance of 42 kms from district headquarters, Karimnagar and around 145 kms from the State capital, Hyderabad. Weaving along with allied activities and beedi making are the main economic/ employment activities of the population.

After the advent of power looms in Maharashtra, the handloom weavers of Sircilla could not match the productivity and low cost of production of Maharashtra power looms. Slowly, Sircilla weavers also shifted to power looms and soon the power loom industry and allied activities will be the pre-dominant activity in Sircilla.

There were about 30000 looms operating in the town, mostly producing low cost polyester and cotton fabrics engaging about 13500 families.

Applications and Approvals; Activity Wise

(Highest 3 Lines of Activity)

Line of Activity	Units	Investment (Rs in Cr)	Employment
Parboiled Rice Mills	51	53.57	636
Candy	9	40.52	360
Cotton spinning and weaving (small scale)	5	7.81	134

(lowest 3 Lines of Activity)

Line of activity	Units	Investment (Rs in Cr)	Employment
Polythene and plastic processed products manufacturing (Virgin Plastic)	1	0.25	6
Automobile servicing, repairing and painting excluding only fuel dispensing)	1	0.1	NA
Biomass briquettes (sun drying) without using toxic hazardous wastes	1	0.15	4



Investment Analysis:**(Highest 3 investment analysis)**

Line of activity	Units	Investment (Rs in Cr)	Employment
Candy	9	40.52	360
Cotton spinning an. weaving (small scale)	5	7.81	134
Rice mill (Rice hullers only)	8	5.01	98

(lowest 3 Investment analysis)

Line of activity	Units	Investment (Rs in Cr)	Employment
Carpentry & wooden furniture manufacturing (excluding saw mill)	1	0.02	5
Common Treatment and disposal facilities	2	0.17	12
Automobile servicing, repairing and painting (excluding only fuel dispensing)	1	0.1	NA

Employment analysis:**(Highest 3 in Employment)**

Line of activity	Units	Investment (Rs in Cr)	Employment
Parboiled Rice Mills	51	53.57	636
Candy	9	40.52	360
Rice mill (Rice hullers only)	8	5.01	98

(lowest 3 in Employment)

Line of activity	Units	Investment (Rs in Cr)	Employment
Cardboard or corrugated box and paper products (excluding paper or pulp manufacturing and without using boilers)	1	0.24	NA
Automobile servicing, repairing and painting (excluding only fuel dispensing)	1	0.1	NA
Biomass briquettes (sun drying) without using toxic hazardous wastes	1	0.15	4



HIGHLIGHTS: The Siricilla Textile park has proven to be one of the significant sources of income for the people of the region.

Presence of duplicate entrepreneurs in the line of business can have a chance of fraudulent activities.

13 persons are employed Per Rs.1 crore of investment, on average



6.6 ADILABAD DISTRICT

Minerals Availability in the District:

- Coal
- Manganese
- Limestone
- Laterite
- black granite
- fine clay
- sand
- road metal
- brick earth
- murram

Forest Coverage and Potential:

Adilabad district is covered by the dry deciduous forest and is an important source of Timber and forest fuel. Bamboo, Teak and beedi leaves are major products.

Potential Lines of Activity:

Adilabad district is endowed with rich mineral resources and forest resources. The principal mineral resource i.e. coal, limestone, quartz, clay and manganese ore deposits are available. Major exportable items are Cement, cotton bales, (ginned & pressed) and Nirmal toys and Nirmal paintings.

TS-iPASS Indicators

From the data it is observed that the highest investment is in Flour mills (dry process) & Cotton spinning and weaving (small scale) (Rs. 0.67 crores & Rs. 21.48 crores). Also Flour mills are Cotton spinning and weaving comes under green category of industries classification. So, it is also environmental friendly and thus can be a potential activity to be investigated.



PROFILE

Adilabad, forming part of Northern region of Telangana is the gateway to South India. Adilabad known as white gold has huge cotton market. It has excellent infrastructure facilities, widely connected by road and rail. Adilabad district located in the middle of Hyderabad-Nagpur National Highway, which improves the exports from the district.

TS-iPASS:

108 units are approved under TS-iPASS in Adilabad out of which 79 are micro and 29 are small with the average investment of Rs.0.09 crores and Rs. 1.60 crores and providing average employment of 5 per unit and 18 per unit respectively. This tribal district, rich in forest resources, is poorly endowed on education and entrepreneurship.

Applications and Approvals; Activity Wise

(Highest 3 Lines of Activity)

Line of activity	Units	Investment (Rs in Cr)	Employment
Flour mills (dry process)	16	0.67	35
Cotton spinning and weaving (small scale)	11	21.48	224
Fly ash bricks/block manufacturing	10	1.2	64

(Lowest 3 Lines of Activity)

Line of activity	Units	Investment (Rs in Cr)	Employment
Steeping and processing of grains	1	1.2	6
Spice grinding (>20 hp motor)	1	0.5	3
Saw mills	1	0.04	1



Investment Analysis:**(Highest 3 Investment analysis)**

Line of activity	Units	Investment (Rs in Cr)	Employment
Cotton spinning and weaving (small scale)	11	21.48	224
Stone crushers	8	10.61	79
Hot mix plants	4	4.28	40

(Lowest 3 Investment analysis)

Line of activity	Units	Investment (Rs in Cr)	Employment
Gold and silver smithy (purification with acid, smelting operating and sulfuric acid polishing operation) (using less than or equal to 1 litre of Sulphuric Acid / Nitric Acid per month.	1	NA	2
Polythene and plastic processed products manufacturing (Virgin Plastic)	1	0.02	5
Saw mills	1	0.04	1

Employment Analysis:**(Highest 3 in Employment)**

Line of activity	Units	Investment (Rs in Cr)	Employment
Cotton spinning and weaving (small scale)	11	21.48	224
Almirah, Grill Manufacturing (Dry Mechanical Process)	2	1.51	105
Stone crushers	8	10.61	79



(Lowest 3 in Employment)

Line of activity	Units	Investment (Rs in Cr)	Employment
Saw mills	1	0.04	1
Gold and silver smithy (purification with acid, smelting operating and sulfuric acid polishing operation) (using less than or equal to 1 litre of Sulphuric Acid / Nitric Acid per month.	1	NA	2
Spice grinding (>20 hp motor)	1	0.15	3

The most preferred lines of activity in Adilabad District is Flour mills (Dry process) with 16 units followed by Cotton spinning and weaving (Small scale) with 11 units.

Total Investment in Adilabad is Rs. 53.75 Cr out of which Cotton spinning and weaving (Small scale) and Stone crushers has the highest Investment with Rs. 21.48 Crore and Rs. 10.61 Crore of Investment respectively.

The TS-iPASS approved new enterprises provide employment to about 900 persons out of which Cotton spinning and weaving (small scale) & Almirah, grill manufacturing (Dry mechanical process) contribution is of the order of 224 & 105 persons respectively.

The new enterprises provide employment to about 16 persons per Rs.1 crore of Investment, on average.

It is observed that:

- 1.M/S. Nilam Water Plant has two lines of activity one in Cotton spinning and weaving (small scale) and the other in Mineralized water(Micro) and the name of the promoter is Mr Abdul Farheen Naaz.
- 2.Mr Jakka Santhosh Reddy is promoter of M/S Aqua Abhi and M/S Abhi Water, with lines of activity in cement products and block manufacturing respectively, both the units come under micro.
- 3.M/S. C5 Infra Private Limited, M/S. Kisan Poultry Farm, M/s Sai Durga Pala Shithalikaranakendram, M/S. M.I.K. Traders have approved twice.
- 4.M/S. R.J. Buildcon Pvt Ltd appeared 4 times with different lines of activity.



6.6.a KUMURAM BHEEM - ASIFABAD

PROFILE

Asifabad also known as Komaram Bheem Asifabad, is carved out of erstwhile Adilabad District. It is surrounded by Adilabad, Mancherial, Nirmal districts and the Maharashtra state.

Kumuram Bheem comprises 15 Mandals and has two revenue divisions – Kumuram Bheem and Kaghaznagar. The district headquarter is located at Kumuram Bheem, a predominantly tribal town.

The railway line that connects the south and the north of India passes through Kumuram Bheem district. Sirpur - Kaghaznagar is a major railway station in the district. It has one RTC depot at Kumuram Bheem.

The district's primary crops include rice, cotton, and pulses. Singareni Collieries, Sirpur Paper Mills are the spinning and ginning mills which form the industrial profile of the district.

Applications and Approvals; Activity Wise

(Highest 3 Lines of Activity)

Line of activity	Units	Investment (Rs in Cr)	Employment
Rice Mill (Rice hullers only)	13	2.97	43
Engineering and fabrication units (dry process without any heat treatment/ metal surface finishing operations/ painting)	12	0.81	49
Flour mills (dry process)	8	0.21	10

(Lowest 3 Lines of Activity)

Investment Analysis:

Line of activity	Units	Investment (Rs in Cr)	Employment
Ice cream	1	0.05	4
Brickfields (excluding fly ash brick manufacturing using lime process)	1	0.15	20
Food and food processing	1	0.09	3



(Highest 3 Investment activities)

Line of activity	Units	Investment (Rs in Cr)	Employment
Cotton spinning and weaving (small scale)	7	25.05	120
Stone crushers	2	4.51	50
Rice mill (Rice hullers only)	13	2.97	43

(Lowest 3 Investment activities)

Line of activity	Units	Investment (Rs in Cr)	Employment
Ice cream	1	0.05	4
Food and food processing including fruits and vegetable processing	1	0.09	3
Brickfields (excluding fly ash brick manufacturing using lime process)	1	0.15	20

Employment Analysis:**(Highest 3 in Employment)**

Line of activity	Units	Investment (Rs in Cr)	Employment
Cotton spinning and weaving (small scale)	7	25.05	120
Fly ash bricks/ block manufacturing	8	0.87	52
Stone crushers	2	4.51	50

(Lowest 3 in Employment)

Line of activity	Units	Investment (Rs in Cr)	Employment
Mineralized water	2	0.19	3
Food and food processing including fruits and vegetable processing	1	0.09	3
Ice cream	1	0.05	4



The most preferred lines of activity in Asifabad District is Rice mills (Rice hullers only) with 13 units followed by Engineering & Fabrication units (dry process without any heat treatment) with 12 units.

Total Investment in Asifabad is Rs. 39.8 Cr out of which Cotton spinning and weaving (Small scale) and Stone Crushers has the highest Investment with Rs. 25.05 Crore and Rs. 4.51 Crore of Investment respectively.

The TS-iPASS approved new enterprises provide employment to about 412 persons out of which Cotton spinning and weaving (small scale) & Fly ash bricks/block manufacturing contribution is of order of 120 & 52 persons respectively.

The new enterprises provide employment to about 10 persons per Rs.1 crore of Investment, on average.

It is observed that:

Mr Shaik Fareeda promoter of M/s. Ankushavani Baba Rice Mill,
Mr Bhamankari Mallesh promoter of M/s Meghanath Engineering Works,
Mr Thallapally Janardhan Goud promoter of M/S. Vaibhav Rice Mill have been approved twice for the same activity.



6.6.b MANCHERIAL

PROFILE

Mancherial District is carved out of erstwhile Adilabad District. It is surrounded by Asifabad (Komuram Bheem), Adilabad, Nirmal, Jagtial, Peddapalli, Bhoopalapally districts and the Maharashtra state.

Mancherial is well connected through its roadways and railways. Mancherial is one of the A category stations of Secunderabad division and Bellampalli is also a major railway station in the region. The SH1, NH63 and Nagpur highway, run through the district, making the entire region well linked. It has one RTC depot at Mancherial. Rivers Godavari and Pranahita pass through it. Paddy is the major crop in the district. Housing a precious coal belt, the district is home to Singareni Collieries and Jaipur Thermal Power Plant. It also possesses several private cement manufacturers and ceramics factories. Mancherial district boasts of the crocodile sanctuary near Chennur and thick forest under a part of the Kawal Tiger Reserve.

123 units are approved under TS-iPASS in Mancherial, out of which 89 are micro units and 34 are small units. The total Investments for micro units is Rs. 9.77Cr and small units is Rs. 45.59 Cr. The total number of employment for micro units are 594 and small units are 725. The average Investment for micro units is Rs. 0.109Cr and small units are Rs. 1.3408Cr. Average employment per unit is 6 for micro and 21 for small unit.

Applications and Approvals; Activity Wise

(Highest 3 Lines of Activity)

Line of Activity	Units	Investment (Rs in Cr)	Employment
Rice mill (Rice hullers only)	31	11.59	264
Fly ash bricks/ block manufacturing	22	4.55	187
Engineering and fabrication units (dry process without any heat treatment / metal surface finishing operations / painting)	11	0.79	42



(Lowest 3 Lines of Activity)

Line of activity	Units	Investment (Rs in Cr)	Employment
Reprocessing of waste plastic Including PVC	1	0.37	15
Soap manufacturing (handmade, without steam boiling/boiler)	1	0.05	5
Solar power generation through solar photovoltaic cell, wind power and mini hydel power (less than 25 MW)	1	NA	20

Investment Analysis:**(Highest 3 Investment analysis)**

Line of activity	Units	Investment (Rs in Cr)	Employment
Ceramics and Refractories	5	12.55	240
Rice mill (Rice hullers only)	31	11.59	264
Stone crushers	3	4.76	50

(Lowest 3 Investment analysis)

Line of activity	Units	Investment (Rs in Cr)	Employment
Almirah, Grill Manufacturing (Dry Mechanical Process)	1	NA	7
Biomass briquettes (sun drying) without using toxic hazardous wastes	1	NA	3
Solar power generation through solar photovoltaic cell, wind power and mini hydel power (less than 25 MW)	1	NA	20



Employment Analysis

(Highest 3 in Employment)

Line of activity	Units	Investment (Rs in Cr)	Employment
Rice mill (Rice hullers only)	31	11.59	264
Ceramics and Refractories	5	12.55	240
Fly ash bricks/ block manufacturing	22	4.55	187

(Lowest 3 in Employment)

Line of activity	Units	Investment (Rs in Cr)	Employment
Aluminium & copper extraction from scrap using oil fired furnace (dry process only)	1	0.02	2
Biomass briquettes (sun drying) without using toxic hazardous wastes	1	NA	3
Soap manufacturing (handmade, without steam boiling / boiler)	1	0.05	5

Total Investment in Mancherial is Rs. 55.36 Cr out of which Ceramics and Refractories and Rice mill (Rice hullers only) has the highest Investment with Rs. 12.55 Crore and Rs. 11.59 Crore of Investment respectively.

The TS-iPASS approved new enterprises provide employment to about 1319 persons out of which Rice mill (Rice hullers only) and Ceramics and Refractories contribution is of the order of 264 & 240 persons respectively.

The new enterprises provide employment to about 23 persons per Rs.1 crore of Investment, on average.

The Presence of duplication of Entrepreneurs is with M/s Suvarna Profile Processing Unit

M/S Suvarna Rice Industries, M/s United Ceramics, M/S Vyshnavi Rice Industries, M/S. Tavakkal Fly Ash Bricks, Thota Kavya



6.6.c NIRMAL

PROFILE

The Nirmal district is etched out of erstwhile Adilabad District. The district is located in northern Telangana and borders Maharashtra and the Telangana districts of Asifabad (Komuram Bheem), Adilabad, Mancherial, Jagtial and Nizamabad.

The district has two revenue divisions – Nirmal and Bhainsa and 19 mandals, while the district headquarters is located at Nirmal town. Paddy, cotton, pulses are the primary crops in the district. The most distinguishing of all, the exotic Nirmal Toys, made of wood, have earned national and international recognition.

Applications and Approvals; Activity Wise

(Highest 3 Lines of Activity)

Line of activity	Units	Investment (in ₹ Crores)	Employment
Stone crushers	4	5.26	33
Cotton spinning an. weaving (small scale)	2	3.22	26
Engineering and fabrication units (dry process without any heat treatment/metal surface finishing operations/painting)	6	0.7	47

(Lowest 3 Lines of Activity)

Line of activity	Units	Investment (Rs in Cr)	Employment
Chilling plant, cold storage and ice making	1	0.24	3
Fish feed, poultry feed and cattle feed	1	0.55	10
Flour mills (dry process)	1	0.08	2



**Investment Analysis:
(Highest 3 investment analysis)**

Line of activity	Units	Investment (Rs in Cr)	Employment
Stone crushers	4	5.26	33
Cotton spinning an. weaving (small scale)	2	3.22	26
Rice mill (Rice hullers only)	3	1.64	40

(Lowest 3 investment analysis)

Line of activity	Units	Investment (Rs in Cr)	Employment
Flour mills (dry process)	1	0.08	2
Mineralized water	2	0.1	9
Dal Mills	1	0.11	4

**Employment Analysis:
(Highest 3 in Employment)**

Line of activity	Units	Investment (Rs in Cr)	Employment
Cement products (without using asbestos/boiler/steam curing) like pipe, pillar, jafri, well ring, block/tiles etc emissions)	3	0.36	55
Engineering and fabrication units (dry process without any heat treatment/metal surface finishing operations/painting)	6	0.7	47
Rice mill (Rice hullers only)	3	1.64	40

(Lowest 3 in Employment)

Line of activity	Units	Investment (Rs in Cr)	Employment
Flour mills (dry process)	1	0.08	2
Chilling plant, cold storage and ice making	1	0.24	3
Dal Mills	1	0.11	4



TS-iPASS: Stone crusher activity is having number of units and investments.
There are total of 97 newly approved units in this district.

HIGHLIGHTS:

20 persons are employed per Rs.1 crore of investment, on average.



6.7 KHAMMAM DISTRICT

Minerals Availability in the District:

- Dolomite
- Coal
- Laterite
- Barytes
- Quartz
- Feldspar
- Iron ore

Forest Coverage and Potential:

Khammam has the largest area under Forests. Important forest produce is teak, bamboo, eucalyptus, beedi leaves, honey, tamarind, nux vomica etc.

Potential Lines of Activity:

Major exportable items are Granite products like slabs, monuments, etc.

The major crops grown are Paddy, Maize and Cotton. Horticulture crops of Mango, Tomato and Onion are being grown in many parts of the district.

TS-iPASS Indicators

From the data it is observed that the highest investment is in Cutting, sizing and polishing of marble stone, Poultry, Hatchery and Piggery (Rs. 178.17 crores and Rs. 16.99 crores). Poultry, Hatchery and Piggery and Cutting, Sizing and Polishing of marbles comes under green category of industries classification. So, they are also environmental friendly and thus can be potential activities to be encouraged. Skill building and training, entrepreneurship development should be taken up by the DIC in these potential areas.



PROFILE

Khammam District is a district in the eastern region of Telangana. The district shares boundaries with Suryapet, Mahabubabad, Kothagudem districts and with Andhra Pradesh state and occupies an area of 4,453.00 square kilometres. In 2006 the Indian government named Khammam one of the country's 250 most backward districts (out of a total of 640). It is one of the district in Telangana currently receiving funds from the Backward Regions Grant Fund Programme (BRGF).

TS-iPASS:

218 units are approved under TS-iPASS in Khammam, out of which 105 are micro units and 113 are small units. The total Investments for micro units is Rs.13.96 Cr and small units is Rs.136.68 Cr. The total number of employment for micro units are 660 and small units are 1626. The average Investment for micro units is Rs 0.132 Cr and small approved units are Rs. 1.209 Cr. The average employment per unit is 6 for micro and 14 for small.

Applications and Approvals; Activity Wise:

(Highest 3 lines of Activity)

Line of Activity	Units	Investment (Rs in Cr)	Employment
Cutting, sizing and polishing of marble stone	39	39.52	480
Poultry, Hatchery and Piggery	36	6.97	119
Brickfields (excluding fly ash brick manufacturing using lime process)	19	4.06	142

(Lowest 3 Lines of Activity)

Line of activity	Units	Investment (Rs in Cr)	Employment
Pulp and Paper (paper manufacturing with or without pulping)	1	0.16	8
Spice grinding (>20 hp motor)	1	1.05	12
Steel and steel products using various furnaces like blast furnace open hearth furnace/ induction furnace/ arc furnace/ submerged arc furnace /basic oxygen furnace/hot rolling reheated furnace	1	0.1	3



Investment Analysis:**(Highest 3 Investment analysis)**

Line of activity	Units	Investment (Rs in Cr)	Employment
Cutting, sizing and polishing of marble stone	39	39.52	480
Stone crushers	12	27.57	202
Polythene and plastic processed products manufacturing (Virgin Plastic)	11	8.92	121

(Lowest 3 Investment analysis)

Line of activity	Units	Investment (Rs in Cr)	Employment
Coke making, liquefaction, coal tar distillation or fuel gas making	1	0.03	4
Electric lamp (bulb) and GE manufacturing by assembling only	1	0.02	2
Heat treatment using oil fired furnace (without cyaniding)	1	0.08	2

Employment Analysis:**(Highest 3 in Employment)**

Line of activity	Units	Investment (Rs in Cr)	Employment
Cutting, sizing and polishing of marble stone	39	39.52	480
Stone crushers	12	27.57	202
Brickfields (excluding fly ash brick manufacturing using lime process)	19	4.06	142

(Lowest 3 in Employment)

Line of activity	Units	Investment (Rs in Cr)	Employment
Electric lamp (bulb) and GE manufacturing by assembling only	1	0.02	2
Heat treatment using oil fired furnace (without cyaniding)	1	0.08	2
Industry or processes involving foundry operations	1	0.13	2



The most preferred lines of activity in Khammam District is Cutting, sizing and polishing of marble stone and Poultry, Hatchery and Piggery with 39 units and 36 units respectively.

Total Investment in Khammam is Rs. 150.64 Cr out of which Cutting, sizing and polishing of marble stone and Stone Crushers has the highest Investment with Rs. 39.52 Crore and Rs. 27.57 Crore of Investment respectively.

The TS-iPASS approved new enterprise provide employment to about 2286 persons out of which Cutting, sizing and polishing of marble stone and Stone Crushers contribution is of the order of 480 & 202 persons respectively.

The new enterprises provide employment to about 15 persons per Rs.1 crore of Investment, on average.

The Presence of duplication of Entrepreneurs is seen with M/s. Sri Laxmi Narsimha Rao Poultry Farm

M/S. Uma Granites has different line of activity with same promoter.

M/S. RP Granite has different line of activity with same promoter.

M/S. Anitha Bricks Industry & M/S. Anitha Sheds have different lines of activity with same promoter

Laxmiranak Granites have different lines of activity with same promoter



6.7.a BHADRADRI-KOTHAGUDEM

PROFILE

Kothagudem district is carved out of erstwhile Khammam district. The district shares boundaries with Bhoopalapalle, Mahabubabad, Khammam districts and the states of AP and Chattisgarh.

The district comprises 24 Mandals and 2 revenue divisions Kothagudem and Bhadrachalam. The headquarters is located at Kothagudem town. The district is endowed with a variety of important minerals such as Coal. The Singareni Collieries Company Limited (SCCL), a Government coal mining company jointly owned by the Government of Telangana and Government of India

TS-iPASS:

134 units are approved under TS-iPASS in Kothagudem, out of which 84 are micro units and 50 are small units. The total Investments for micro units is Rs.9.46Cr and small units is Rs. 64.6 Cr. The total number of employment for micro units are 674 and small units are 701. The average Investment for micro units is 0.11261Cr and small units are 1.292 Cr. The average employment per unit is 8 for micro and 14 for small units.

Activity wise approved enterprise:

(Highest 3 lines of Activity)

Line of Activity	Units	Investment (Rs in Cr)	Employment
Fly ash bricks/ block manufacturing	45	6.93	467
Rice mill (Rice hullers only)	18	10.14	198
Brickfields (excluding fly ash brick manufacturing using lime process)	16	3.69	163

(Lowest 3 Lines of Activity)

Line of activity	Units	Investment (Rs in Cr)	Employment
Medical oxygen	1	0.6	NA
Paper pins and u clips	1	0.3	9
Pulp & Paper (waste paper based without bleaching process to manufacture Kraft paper)	1	1	20



Investment Analysis:**(Highest 3 Investment analysis)**

Line of Activity	Units	Investment (Rs in Cr)	Employment
Cardboard or corrugated box and paper products (excluding paper or pulp manufacturing and without using boilers)	13	23.65	209
Stone crushers	5	14.91	80
Rice mill (Rice hullers only)	18	10.14	198

(Lowest 3 Investment analysis)

Line of activity	Units	Investment (Rs in Cr)	Employment
Pulp & Paper (Large-Agro + wood), Small Pulp & Paper (agro based-wheat straw/rice husk)	2	NA	NA
Ferrous and Non-ferrous metal extraction involving different furnaces through melting, refining, re-processing, casting and alloy making	1	NA	2
Flour mills (dry process)	1	0.04	2

Employment Analysis:**(Highest 3 in Employment)**

Line of activity	Units	Investment (Rs in Cr)	Employment
Fly ash bricks/ block manufacturing	45	6.93	467
Cardboard or corrugated box and paper products (excluding paper or pulp manufacturing and without using boilers)	13	23.65	209
Rice mill (Rice hullers only)	18	10.14	198



(lowest 3 in Employment)

Line of activity	Units	Investment (Rs in Cr)	Employment
Pulp & Paper (Large-Agro + wood), Small Pulp & Paper (agro based-wheat straw/rice husk)	2	NA	NA
Medical oxygen	1	0.6	NA
Ferrous and Non-ferrous metal extraction involving different furnaces through melting, refining, re-processing, casting and alloy-making	1	NA	2

Total Investment in Kothagudem is Rs. 74.06Cr out of which Cardboard or corrugated box and paper products (excluding paper or pulp manufacturing and without using boilers) and Stone Crushers have the highest Investment with Rs. 23.65 Crore and Rs. 14.91 Crore of Investment respectively.

The TS-iPASS approved new enterprises provide employment to about 1375 persons out of which Fly ash bricks/ block manufacturing and Cardboard or corrugated box and paper products (excluding paper or pulp manufacturing and without using boilers) contribution is of the order of 467 & 209 persons respectively.

The new enterprises provide employment to about 18 persons per Rs.1 crore of Investment, on average.

The Presence of duplication of Entrepreneurs is seen with M/S Seetharamanjaneya Rice Mill, M/S. Sri Sai Venkateswara industries.

M/s. Friends fly ash bricks has different lines of activity with same promoter.

M/s. Sri Srinivasa fly ash bricks manufacturing has different lines of activity with same promoter.

M/s Sandaiah fly ash bricks have different lines of activity with same promoter.

M/s Ramabhadra fly ash brick factory has different lines of activity with same promoter.

M/s, Sri Sai Venkateswara industries have different lines of activity with same promoter.

M/s. Sri Lakshmi Ganapathi egg trays industry has different lines of activity with same promoter.

M/s. Kathyayani rice mill has different lines of activity with same promoter.



6.6 MAHABUBNAGAR DISTRICT

Minerals Availability in the District:

Major minerals:

Quartz, Feldspar, Laterite, Limestone, Barytes, and semiprecious stones

Minor minerals:

stone (road) metal, Black/colour granite, limestone, fullers earth, gravel

Forest Coverage and Potential: The forest produce includes timber, bamboo, and beedi leaves. Major exportable items: Glass wool, leather, steel, cables and engineering goods

Potential Lines of Activity: The district has a major traditional cluster of silk weavers at Gadwal and Narayanpet, and Kothapet who weave the famous Gadwal silk saris. The saris have a niche market and have tremendous export value. The district has a large concentration (358 nos) of raw and par boiled rice mills, mainly in the mandals of Mahbubnagar, Jadcherla, Farooqnagar, Kalwakurthy, Achampet, Gadwal Pebbair and Kothakota.

TS-iPASS Indicators:

From the data it is observed that the highest investment is in Polythene and plastic processed products manufacturing (Virgin Plastic) & Cardboard or corrugated box and paper products (excluding paper or pulp manufacturing and without using boilers) with Rs. 18.36crores & Rs. 9.09 crores of investment respectively. These are greenfield investments.

DIC should promote entrepreneurship in other potential areas covering mineral based industries. Project reports with the latest technologies in these potential areas prove helpful.



PROFILE

Mahbubnagar is the district headquarters which is popularly known as Palamoor. Mahbubnagar district is spread over an area of 4,037.00 square kilometres. In 2006 the Indian government named Mahbubnagar one of the country's 250 most backward districts (out of 640 total). It is one of the 9 districts in Telangana currently receiving funds from the Backward Regions Grant Fund Programme (BRGF).

TS-iPASS:

84 units are approved under TS-iPASS in Mahbubnagar, out of which 15 are micro units and 69 are small units. The total Investments for micro units is Rs. 1.16Cr and small units is Rs. 125.19 Cr. The total number of employment for micro and small units are 489 and 1397 respectively. The average Investment for micro Units is Rs. 0.107 Cr and small unit is Rs.1.8143 Cr. The average employment per unit is 7 for micro and 15 for small units.

Applications and Approvals; Activity Wise

(Highest 3 Lines of Activity)

Line of Activity	Units	Investment (Rs in Cr)	Employment
Cardboard or corrugated box and paper products (excluding paper or pulp manufacturing and without using boilers)	7	9.09	93
Engineering and fabrication units (dry process without any heat treatment / metal surface finishing operations / painting)	7	7.54	121
Polythene and plastic processed products manufacturing (Virgin Plastic)	7	18.36	129



(Lowest 3 Lines of Activity)

Line of activity	Units	Investment (Rs in Cr)	Employment
Tyres and tubes vulcanization/hot retreating	1	2.23	50
Vegetable oil manufacturing solvent extraction and refinery/hydrogenated oils	1	2.6	10
Yarn / Textile processing involving any effluent/emission generating processes including bleaching, dyeing, printing and colouring	1	0	12

Investment Analysis:**(Highest 3 Investment analysis)**

Line of activity	Units	Investment (Rs in Cr)	Employment
Polythene and plastic processed products manufacturing (Virgin Plastic)	7	18.36	129
Cardboard or corrugated box and paper products (excluding paper or pulp manufacturing and without using boilers)	7	9.09	93
Cutting, sizing and polishing of marble stone	3	8.34	80

(Lowest 3 Investment analysis)

Line of activity	Units	Investment (Rs in Cr)	Employment
Yarn / Textile processing involving any effluent/emission generating processes including bleaching, dyeing, printing and colouring	1	NA	12
Electrical and electronic item assembling (completely dry process)	1	NA	200
Pharmaceuticals	1	0.01	153



Employment Analysis:**(Highest 3 in Employment)**

Line of activity	Units	Investment (Rs in Cr)	Employment
Electrical and electronic item assembling (completely dry process)	1	NA	200
Pharmaceuticals	1	0.01	153
Polythene and plastic processed products manufacturing (Virgin Plastic)	7	18.36	129

(Lowest 3 in Employment)

Line of activity	Units	Investment (Rs in Cr)	Employment
Power looms (without dye and bleaching)	1	4.28	NA
Heat treatment with any of the new technology like ultrasound probe, induction hardening, Ionization beam, gas carburizing etc	1	0.12	3
Saw mills	1	0.1	5

The most preferred line of activity in Mahbubnagar is Cardboard or corrugated box and paper products (excluding paper or pulp manufacturing and without using boilers) with 7 units.

Total Investment in Mahbubabad is Rs. 126.8 Cr out of which Polythene and plastic processed products manufacturing (Virgin Plastic) and Cardboard or corrugated box and paper products (excluding paper or pulp manufacturing and without using boilers) has the highest Investment with Rs. 18.36 Crore and Rs. 9.09 Crore of Investment respectively.

The TS-iPASS approved new enterprises provide employment to about 1886 persons out of which Electrical and electronic item assembling (completely dry process) and Pharmaceuticals contribution is of the order of 200 & 153 persons respectively. The new enterprises provide employment to about 14 persons per Rs.1 crore of Investment, on average.



The Presence of duplication of Entrepreneurs with different line of activities are seen with Sanam Industries has different line of activities with same promoter.

M/s. Somani Plastic Industries has different line of activities with same promoter.

M/s. Sree Rama Engineering Company has different line of activities with same promoter.

Dodla Dairy Limited, M/s. Protopack food packaging Pvt Ltd. has different line of activities with same promoter.



6.6.a JOGULAMBA -GADWAL

PROFILE

Jogulamba-Gadwal district has been carved out of Mahabubnagar district of Telangana, with administrative headquarters located at Gadwal town. The major Rivers passing through the District are Krishna, Tungabhadra & Dindi.

Union Ministry of Food Processing Industries has approved 17 Mega Food Parks in Telangana State. The government had identified 5,481.86 acres of land in the Ghattu mandal of the Mahabubnagar district for the Solar Park. The Government is in the process of finalising the Master Plan with the assistance of the Solar Energy Corporation of India (SECI), New Delhi

TS-iPASS:

18 units are approved under TS-iPASS in Gadwal out of which 7 are micro and 11 are small with the average investment of Rs. 0.16 crores and Rs. 2.44 crores and providing average employment of 1438 per unit and 15 per unit respectively.

Applications and Approvals; Activity Wise

(Highest 3 Lines of Activity)

Line of activity	Units	Investment (Rs in Cr)	Employment
Steeping and processing of grains	8	10.64	99
Stone crushers	3	6.46	39
Cotton spinning and. weaving (small scale)	3	5.79	70

(Lowest 3 Lines of Activity)

Line of activity	Units	Investment (Rs in Cr)	Employment
Food and food processing including fruits and vegetable processing	1	NA	10000
Flour mills (dry process)	1	0.02	2
Chilling plant, cold storage and ice making	1	4.89	10



Investment Analysis:**(Highest 3 Investment activities)**

Line of activity	Units	Investment (Rs in Cr)	Employment
Steeping and processing of grains	8	10.64	99
Stone crushers	3	6.46	39
Cotton spinning an. weaving (small scale)	3	5.79	70

(Lowest 3 Investment activities)

Line of activity	Units	Investment (Rs in Cr)	Employment
Food and food processing including fruits and vegetable processing	1	NA	10000
Flour mills (dry process)	1	0.02	2
Cashew nut processing	1	0.2	20

Employment Analysis:**(Highest 3 in Employment)**

Line of activity	Units	Investment (Rs in Cr)	Employment
Food and food processing including fruits and vegetable processing	1	NA	10000
Steeping and processing of grains	8	10.64	99
Cotton spinning an. weaving (small scale)	3	5.79	70

(Lowest 3 in Employment)

Line of activity	Units	Investment (Rs in Cr)	Employment
Flour mills (dry process)	1	0.02	2
Chilling plant, cold storage and ice making	1	4.89	10
Cashew nut processing	1	0.2	20



The most preferred line of activity in Gadwal District is Steeping and Processing of grains with 8 units.

Total investment in Gadwal is Rs. 28 Cr out of which Steeping and Processing of grains and Stone Crushers has the highest investment with Rs. 10.64 Crore and Rs. 6.46 Crore of Investment respectively.

The new enterprises provide employment to about 365 persons per Rs.1 crore of Investment, on average.

It is observed that

M/s Sree Laxmi Srinivasa Ginning Mill have been approved twice with different entrepreneurs and different lines of activity.



6.6.b WANAPARTHY

PROFILE

Wanaparthy is located 143 km from the state capital Hyderabad. It is also an assembly Constituency in Telangana state. Wanaparthy is a famous historical site in Telangana and had served as capital of Wanaparthy Samsthanam. It was previously part of Mahabubnagar district.

The district has one revenue division of Wanaparthy and is sub-divided into 14 mandals.

Applications and Approvals; Activity Wise

(Highest 3 Lines of Activities)

Line of activity	Units	Investment (in ₹ Crores)	Employment
Cardboard or corrugated box and paper products (excluding paper or pulp manufacturing and without using boilers)	1	5	25
Rice mill (Rice hullers only)	9	4.63	104
Solar power generation through solar photovoltaic cell, wind power and mini hydel power more than 25 MW	2	0.27	65

(Lowest 3 Lines of Activities)

Line of activity	Units	(Rs in Cr) Investment	Employment
Fish feed, poultry feed and cattle feed	1	0.55	12
Ground nut decorticating	1	0.15	8
Hot mix plants	1	2.5	5



**Investment Analysis:
(Highest 3 Investment analysis)**

Line of activity	Units	(Rs in Cr) Investment	Employment
Cardboard or corrugated box and paper products (excluding paper or pulp manufacturing and without using boilers)	1	5	25
Rice mill (Rice hullers only)	9	4.63	104
Power looms (without dye and bleaching)	1	4.1	20

(Lowest 3 Investment analysis)

Line of activity	Units	(Rs in Cr) Investment	Employment
Ground nut decorticating	1	0.15	8
Milk processes and dairy products (integrated project)	1	0.15	100
Ready mix cement concrete	1	0.38	10

**Employment Analysis:
(Highest 3 in Employment)**

Line of activity	Units	(Rs in Cr) Investment	Employment
Rice mill (Rice hullers only)	9	4.63	104
Milk processes and dairy products (integrated project)	1	0.15	100
Solar power generation through solar photovoltaic cell, wind power and mini hydel power more than 25 MW	2	0.27	65

(Lowest 3 in Employment)

Line of activity	Units	(Rs in Cr) Investment	Employment
Hot mix plants	1	2.5	5
Ground nut decorticating	1	0.15	8
Ready mix cement concrete	1	0.38	10



TS-iPASS: Cardboard or corrugated box and paper products units are playing major role in this district in terms of investment.

Employment and number of units are dominated by Rice mills.

There are total of 20 newly approved units in this district.

HIGHLIGHTS:

Only 1 unit of Cardboard or corrugated box and paper products is creating employment of 25.

Presence of duplicate entrepreneurs in one line of business can have a chance of fraudulent activities.

Setting of new rice mills in this district will have huge competition compared to other activities.

19 persons are employed per Rs.1 crore of investment, on average.



6.6.c NAGARKURNOOL

PROFILE

Nagarkurnool District is located in the southern region of Telangana State at a distance of about 130 kms from the Capital City of Hyderabad. It is situated at a distance of 40 kms from Jadcherla, i.e., on Hyderabad – Bengaluru National High Way -44. The District Head Quarters is Nagarkurnool Town.

There are 21 proposed industries in this district under TS-iPASS with an investment of ₹514 Cr and an employment of 571.

Applications and Approvals; Activity Wise

(Highest 3 Lines of Activities)

Line of activity	Units	Investment (Rs in Cr)	Employment
Stone crushers	8	15.46	214
Rice mill (Rice hullers only)	3	2.14	33
Ground nut decorticating	6	4.5	65

(Lowest 3 Lines of Activities)

Line of activity	Units	Investment (Rs in Cr)	Employment
Hot mix plants	1	1.09	10
Mining and ore beneficiation	1	2.1	34
Poultry, Hatchery and Piggery	1	1.57	4

Investment Analysis:

(Highest 3 Investment analysis)

Line of activity	Units	Investment (Rs in Cr)	Employment
Stone crushers	8	15.46	214
Ground nut decorticating	6	4.5	65
Parboiled Rice Mills	2	4.52	60



(Lowest 3 Investment analysis)

Line of activity	Units	Investment (Rs in Cr)	Employment
Soap manufacturing (handmade, without steam boiling / boiler)	1	0.05	6
Polythene and plastic processed products manufacturing (Virgin Plastic)	1	0.13	10
Dry coal processing, mineral processing, industries involving ore sintering, pelletising, grinding and pulverisation	1	0.24	15

Employment Analysis:**(Highest 3 in Employment)**

Line of activity	Units	Investment (Rs in Cr)	Employment
Stone crushers	8	15.46	214
Ground nut decorticating	6	4.5	65
Parboiled Rice Mills	2	4.52	60

(Lowest 3 in Employment)

Line of activity	Units	Investment (Rs in Cr)	Employment
Poultry, Hatchery and Piggery	1	1.57	4
Soap manufacturing (handmade, without steam boiling / boiler)	1	0.05	6
Rubber goods industry (with gas operated baby boiler)	1	0.5	8



TS-iPASS: As per above table, highest investment of ₹23.46 Cr is observed in stone crusher units, where the total investment in the district is ₹37.89 Cr.

It also constitutes highest no. of units and employment

There are total of 33 newly approved units in Nagarkurnool district.

HIGHLIGHTS:

Setting up of new enterprises in stone crushing units may increase competition and may be saturated and may also cause huge unemployment if such units fail.

Presence of duplicate entrepreneurs in one line of business can have a chance of fraudulent activities.

As the stone crusher units are more in this district it may cause heavy dust pollution in surrounding areas.

15 persons are employed per Rs.1 crore of investment, on average.



6.9 MEDAK DISTRICT

Minerals Availability in the District:

The major minerals found in the district are quartz and laterite. Minor minerals include Silica sand, pink granite etc.

Forest Coverage and Potential: The major produce is teak, neem, mahua, saal etc. Minor produce includes beedi leaves, grass etc.

Potential Lines of Activity: The major products for export are turbines, generators, electrical equipment, missiles, light combat vehicles, formulations and tyre and tubes and flaps, beer air coolers, refrigerators etc.

Medak is an agrarian economy hence food processing and agro based ancillary industries can be established. Mini rice mills, cattle and poultry feed units can be established.

TS-iPASS Indicators:

From the data it is observed that the highest investment is in Polythene and plastic processed products manufacturing (Virgin Plastic) & Engineering and fabrication units (dry process without any heat treatment / metal surface finishing operations / painting)

Also, Polythene and plastic processed products manufacturing (Virgin Plastic) comes under green category of industries classification & Engineering and fabrication units (dry process without any heat treatment / metal surface finishing operations / painting) comes under white category of industries classification.

So, it is also environmental friendly and thus can be a potential activity to be investigated.



PROFILE

Medak district is spread over an area of 2,740.89 square kilometres. The District is having enormous deposits of stone and metal used in the building construction purpose. Stone and metal occur in the several Mandals of the district especially at Yeldurthy (Ramanthapur, Asthalapur, Masaipet), Ramayampet(V&M), Toopran (Lingareddypally, Allapur, Ghanpur Villages). There is a scope for stone crushing units to produce stone aggregates useful in the construction, roads and other civil works.

TS-iPASS:

180 units are approved under TS-iPASS in Medak, out of which 30 are micro units and 150 are small units. The total Investments for micro units is Rs. 4.25Cr and small units is Rs.309.46 Cr. The total number of employment for micro units are 317 and small units are 4077.

Applications and Approvals; Activity Wise

(Highest 3 Lines of Activity)

Line of Activity	Units	Investment (Rs in Cr)	Employment
Polythene and plastic processed products manufacturing (Virgin Plastic)	24	46.54	438
Engineering and fabrication units (dry process without any heat treatment / metal surface finishing operations / painting)	16	28.42	367
Electrical and electronic item assembling (completely dry process)	7	18.28	353

(Lowest 3 Lines of Activity)

Line of activity	Units	Investment (Rs in Cr)	Employment
Synthetic rubber excluding moulding	1	0.75	14
Teflon based products	1	2.95	15
Vegetable oil manufacturing solvent extraction and refinery/hydrogenated oils	1	0.25	10



Investment Analysis:**(Highest 3 Investment analysis)**

Line of activity	Units	Investment (Rs in Cr)	Employment
Polythene and plastic processed products manufacturing (Virgin Plastic)	24	46.54	438
Engineering and fabrication units (dry process without any heat treatment / metal surface finishing operations / painting)	16	28.42	367
Electrical and electronic item assembling (completely dry process)	7	18.28	353

(Lowest 3 Investment analysis)

Line of activity	Units	Investment (Rs in Cr)	Employment
Biomass briquettes (sun drying) without using toxic hazardous wastes	1	NA	5
Solar power generation through solar photovoltaic cell, wind power and mini hydel power more than 25 MW	1	NA	20
Dyes and Dye- Intermediates	1	0.06	4

Employment Analysis:**(Highest 3 in Employment)**

Line of activity	Units	Investment (Rs in Cr)	Employment
Polythene and plastic processed products manufacturing (Virgin Plastic)	24	46.54	438
Engineering and fabrication units (dry process without any heat treatment / metal surface finishing operations / painting)	16	28.42	367
Electrical and electronic item assembling (completely dry process)	7	18.28	353



(Lowest 3 in Employment)

Line of activity	Units	Investment (Rs in Cr)	Employment
Dyes and Dye- Intermediates	1	0.06	4
Biomass briquettes (sun drying) without using toxic hazardous wastes	1	NA	5
Manufacturing of paints varnishes, pigments and intermediate (excluding blending/mixing)	1	0.5	6

The most preferred lines of activity in Medak are Polythene and plastic processed products manufacturing (Virgin Plastic) followed by Engineering and fabrication units (dry process without any heat treatment / metal surface finishing operations / painting) 24 and 16 units

Total Investment in Medak is Rs. 313.71 Cr out of which Polythene and plastic processed products manufacturing (Virgin Plastic) and Engineering and fabrication units (dry process without any heat treatment/metal surface finishing operations/painting) has the highest Investment with Rs. 46.54 Crore and Rs. 28.42 Crore of Investment respectively.

The TS-IPASS approved new enterprise provide employment to about 4394 persons out of which Polythene and plastic processed products manufacturing (Virgin Plastic) and Engineering and fabrication units (dry process without any heat treatment / metal surface finishing operations / painting) contribution is of the order of 438 & 367 persons respectively.

The new enterprises provide employment to about 14 persons per Rs.1 crore of Investment, on average.

The Presence of Duplication of Entrepreneurs is with Amun Industries, Aruna Wineries Pvt Ltd, Bisco Bio Sciences Pvt Ltd, Denali Foods Pvt Ltd, Laxmi Industries, Mahakal Dahotra Industries, Nis Nit Industries, Sagar Asia Pvt Ltd, Shreeyansh Labs Private Limited.



6.9.a SIDDIPET

PROFILE

Siddipet district is carved out of erstwhile Medak district with annexation of some parts of Karimnagar and Warangal districts. The district shares boundaries with Karimnagar, Sircilla, Medak, Medchal, Hanamkonda, Yadadri, Kamareddy, Jangoan districts.

The district comprises of 22 mandals and 2 revenue divisions. The district headquarters is located at Siddipet town.

Applications and Approvals; Activity Wise

(Highest 3 Lines of Activity)

Line of activity	Units	Investment (Rs in Cr)	Employment
Parboiled Rice Mills	9	34.78	251
Cotton spinning and weaving (small scale)	6	19.45	166
Polythene and plastic processed products manufacturing (Virgin Plastic)	5	11.3	368

(Lowest 3 Lines of Activity)

Line of activity	Units	Investment (Rs in Cr)	Employment
Steel furniture without spray painting	1	4.04	28
Spice grinding (>20 hp motor)	1	1.14	15
Flour mills (dry process)	1	0.05	2

Investment Analysis:

(Highest 3 Investment analysis)

Line of activity	Units	Investment (Rs in Cr)	Employment
Parboiled Rice Mills	9	34.78	251
Polythene and plastic processed products manufacturing (Virgin Plastic)	5	11.3	368
Cotton spinning an. weaving (small scale)	6	19.45	166



(Lowest 3 Investment analysis)

Line of activity	Units	Investment (Rs in cr)	Employment
Chilling plant, cold storage and ice making	1	0.07	2
Dairy and dairy products (small scale)	1	0.23	4
Flour mills (dry process)	1	0.05	2

Employment Analysis:**(Highest 3 in Employment)**

Line of activity	Units	Investment (Rs in Cr)	Employment
Polythene and plastic processed products manufacturing (Virgin Plastic)	5	11.3	368
Parboiled Rice Mills	9	34.78	251
Stone crushers	7	11.25	213

(Lowest 3 in Employment)

Line of activity	Units	Investment (Rs in Cr)	Employment
Chilling plant, cold storage and ice making	1	0.07	2
Flour mills (dry process)	1	0.05	2
Paper pins and u clips	1	0.12	5



TS-iPASS: As per the above table, highest investment is in parboiled rice mills.

Polythene and plastic units are providing highest employment of 368.

There are 88 newly approved units in Siddipet district.

HIGHLIGHTS:

Presence of duplicate entrepreneurs in one line of business can have a chance of fraudulent activities.

Heavy concentration of plastic industry in a region may pose threat to the surrounding environment and livelihood.

Polythene and plastic industry is providing highest employment opportunities with low investment compared to other activities.

12 persons are employed per Rs.1 crore of investment, on average.



6.9.b SANGAREDDY

PROFILE

The city has three large-scale public-sector industries in its area. These are BHEL (Bharat Heavy Electricals Limited-One of the MAHARATNA companies of Govt. Of India), BDL (Bharat Dynamics Limited, where one of India's most powerful missile PRITHVI was produced), Ordnance Factory Medak (which manufactures the Sarath tanks for the Indian Army).

The principal activities in the district are Bulk Drugs and Drug Intermediates, Pharmaceutical Formulations, Pesticides, Seed Processing, Machinery components, Granite Cutting & Polishing, Steel & Alloy Castings, General engineering & fabrication work, Rice Mills, etc.,

Applications and Approvals; Activity Wise

(Highest 3 lines of Activity)

Line of activity	Units	(Rs in Cr.) Investment	Employment
Engineering and fabrication units	48	59.61	1161
Polythene and plastic processed products manufacturing	26	45.12	1277
Pharmaceutical Formulation for R & D purpose	22	35.61	380
Pharmaceuticals	17	28.33	1188

(Lowest 3 lines of Activity)

Line of activity	Units	Investment (Rs in Cr)	Employment
Synthetic resins	1	1.29	9
Tamarind powder manufacturing	1	1.5	48
Transformer repairing/ manufacturing (dry process only)	1	1	63



Investment Analysis:**(Highest 3 Investment analysis)**

Line of activity	Units	Investment (Rs in Cr)	Employment
Engineering and fabrication units (dry process without any heat treatment / metal surface finishing operations / painting)	48	59.61	1161
Polythene and plastic processed products manufacturing (Virgin Plastic)	26	45.12	1277
Pharmaceutical Formulation for R & D purpose (for sustained release/extended release of drugs only and not for commercial purpose)	22	35.61	380

(Lowest 3 Investment analysis)

Line of activity	Units	Investment (Rs in Cr)	Employment
Foam manufacturing	1	NA	45
Rope (plastic and cotton)	1	NA	NA
Lubricating oil, greases or petroleum-based products (only blending at nomad temperature)	1	0.1	3

Employment analysis:**(Highest 3 in Employment)**

Line of activity	Units	Investment (Rs in Cr)	Employment
Engineering and fabrication units (dry process without any heat treatment / metal surface finishing operations / painting)	48	59.61	1161
Polythene and plastic processed products manufacturing (Virgin Plastic)	26	45.12	1277
Pharmaceuticals	17	28.33	1188



(Lowest 3 in Employment)

Line of activity	Units	Investment (Rs in Cr)	Employment
Non-alcoholic beverages (soft drink) & bottling of alcohol/ non-alcoholic products	2	0.7	NA
Manufacturing of explosives, detonators, fuses including management and handling activities	1	0.05	NA
Rope (plastic and cotton)	1	NA	NA

TS-iPASS: As said above the major investment goes into pharma and engineering goods. The total investment in the approved units' accounts to Rs.549 crores.

The total employment provided by these units is 18492.

The total newly approved units in the region amounts to 409.

33 persons are employed Per Rs.1 crore of Investment, on average.

HIGHLIGHTS: Heavy concentration of plastic industry in a region may pose threat to the surrounding environment and livelihood.

Presence of duplicate entrepreneurs in one line of business can have a chance of fraudulent activities.

Proper methods of disposal of bio-hazardous waste from the pharma is a mandate for protection of the society and environment



6.10 HYDERABAD

PROFILE

Hyderabad District is a city-district in the state of Telangana which includes a part of metropolitan capital city area of Hyderabad. It is the smallest in terms of area, among all the districts in the state, but has the highest human density.

Old MCH area, which forms the central region of Hyderabad city falls under this district. Hyderabad district was formed initially in the year 1948 followed by Police Action by merging the Atraf-a-Balda District and Baghat Districts. In the year 1978, Hyderabad district was later split into Hyderabad Urban District and Hyderabad Rural. Currently, Hyderabad Urban district is known as Hyderabad district.

TS-iPASS

18 units are approved under TS-iPASS in Hyderabad out of which 7 are micro units and 11 are small units with the average investment of Rs. 1.35 crores and Rs.16.29 crores and providing average employment of 12 per unit and 95 per unit respectively.

Applications and Approvals; Activity Wise

(Highest 3 Lines of Activity)

Line of activity	Units	Investment (Rs in Cr)	Employment
Automobile servicing, repairing and painting (excluding only fuel dispensing)	4	4.69	452
Printing press	3	5.05	76
Oil & Gas extraction including CBM (offshore & onshore extraction through drilling wells)	2	1.57	84

(Lowest 3 Lines of Activity)

Line of activity	Units	Investment (Rs in Cr)	Employment
Glass, ceramic, earthen potteries, tile and tile manufacturing using electrical kiln or not Involving fossil fuel kiln	1	0.25	6
Gold and silver smithy (purification with acid, smelting operating and sulfuric acid polishing operation) (using less than or equal to 1 litre of Sulphuric Acid / Nitric Acid per month.	1	2	95
Steel furniture without spray painting	1	0.75	20

Investment Analysis:



(Highest 3 Investment activities)

Line of activity	Units	Investment (Rs in Cr)	Employment
Printing press	3	5.05	76
Automobile servicing, repairing and painting (excluding only fuel dispensing)	4	4.69	452
Gold and silver smithy (purification with acid, smelting operating and sulfuric acid polishing operation) (using less than or equal to 1 litre of Sulphuric Acid / Nitric Acid per month.	1	2	95

(Lowest 3 Investment activities)

Line of activity	Units	Investment (Rs in Cr)	Employment
Flour mills (dry process)	1	0.05	1
Glass, ceramic, earthen potteries, tile and tile manufacturing using electrical kiln or not Involving fossil fuel kiln	1	0.25	6
Steel furniture without spray painting	1	0.75	20

Employment Analysis:(Highest 3 in Employment)

Line of activity	Units	Investment (Rs in Cr)	Employment
Automobile servicing, repairing and Painting (excluding only fuel dispensing)	4	4.69	452
Asbestos and asbestos based industries	1	0.45	320
Gold and silver smithy (purification with acid, smelting operating and sulfuric acid polishing operation) (using less than or equal to 1 litre of Sulphuric Acid / Nitric Acid per month.	1	2	95



(Lowest 3 in Employment)

Line of activity	Units	Investment (Rs in Cr)	Employment
Flour mills (dry process)	1	0.05	1
Digital printing on PVC clothes	1	0.5	6
Bakery /confectionery /sweets products (with production capacity <1 tpd (with gas or electrical oven)	1	0.13	8

The most preferred line of activity in Hyderabad District is Automobile servicing, repairing and painting (excluding only fuel dispensing) with 4 units.

Total Investment in Hyderabad is Rs. 17.64 Cr out of which Printing press and Automobile servicing, repairing and painting (excluding only fuel dispensing) has the highest Investment with Rs. 5.05 Crore and Rs. 4.69 Crore of Investment respectively.

The TS-iPASS approved new enterprises provide employment to about 1133 persons out of which Automobile servicing, repairing and painting (excluding only fuel dispensing) and Asbestos and asbestos based industries contribution is of the order of 452 & 320 persons respectively.

The new enterprises provide employment to about 64 persons per Rs.1 crore of Investment, on average

It is observed that:

Mr Sammarth Loya is the promoter for M/S. Sammarth Overseas and Credits Pvt. Ltd. And Sammarth Loya

Mr Rajiv M Sanghvi is the promoter for M/S. Automotive Manufacturers Pvt. Ltd. and M/s. PPS Motors Private Limited (Renault Division)



7. OTHER OBSERVATIONS

The IPE which has done an evaluation study on TS-iPASS a few months back at the behest of Planning Department, Government of Telangana have made a few critical observations to strengthen this instrumentality from the institutional angle.

- Majority of the stakeholders identified TS-iPASS as a positive initiative taken by the State Government in industrial approval and certification process.
- Great efforts have been initiated for creating the awareness about the TS-iPASS through the DICs, the electricity department, industry bodies, website etc.
- The number of visits for obtaining approvals has been reduced through the introduction of an online application system.
- Grievance redressal mechanisms have been set up to address the issues of the entrepreneurs.
- Online Submission Process needs improvement.

As per IPE study report, implementation challenges centre round the following aspects:

“There are multiple implementation challenges at the DICs

- Poor infrastructure facilities and inadequate training of officers and staff of DICs is the primary factor which hampers smooth functioning of TS-iPASS.
- Coordination at the District level is a challenging task for the DICs due to interface with many line departments on whom the DICs have no authority.
- Strengthening manpower at the DICs is very critical specially to support the small and micro entrepreneurs who face more problems than the bigger investor.
- Technical glitches and software problems have been reported by the DICs in the TS-iPASS process.
- Tracking and monitoring of applications and approvals is a cumbersome process.
- The DICs report that the grievance redressal mechanism is complex and less user friendly.”



8. REFERENCES

- *Dirty Water Woes Overflow in Medchal and Malkajgiri district.* (15 January 2018). Retrieved June 1, 2018 from <https://timesofindia.indiatimes.com/city/hyderabad/dirty-water-woes-overflow-in-medchal-malkajgiri-district/articleshow/62502793.cms>
- *Telangana Government Website. (2015). Districts in the State.* Retrieved from <http://www.telangana.gov.in/About/Districts>
- *Assessment of ground water quality in Medchal- Malkajgiri District 2017.* Retrieved from <https://www.ijraset.com/files/serve.php?FID=11982>
- *Evaluation report (2017) of the Institute of Public Enterprises, Hyderabad.*

